

Luminaria

Código 05-E083-Z5-CKV2_20°
Nombre HUBBLE

Ensayo

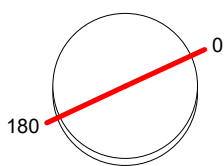
Código 05-E083-Z5-CKV2_20°
Nombre HUBBLE

Flujo Luminaria	9931 lm	Potencia Luminaria	96.8 W	Eficacia	102.597 lm/W	Eficiencia	100.00%
Flujo Fuente	9931 lm	Valor Máximo	4588.88 cd/klm	Posición	C=0.00 G=2.00	CG	Rotosimétrico
Luminaria Redonda		Diam.	220 mm	Altura	350 mm		
Área Luminosa Redonda		Diam.	110 mm	Altura	0 mm		
Área Luminosa Horizontal		0.009503 m2		Área Emisión sobre Pl. 180°		0.000000 m2	
Área Emisión sobre Pl. 0°		0.000000 m2		Área Emisión sobre Pl. 270°		0.000000 m2	
Área Emisión sobre Pl. 90°		0.000000 m2		Área de deslumbramiento a 76°		0.002299 m2	
Sist. de Coordn.		CG		Tipo de Simetría		Rotosimétrico	
Fecha		07-10-2019		Máximo Ángulo Gamma		90	
Distancia de Ensayo		0.00		Flujo de Ensayo		9931 lm	
Operador		qualitat		Tensión Nominal			
Temperatura				Corriente Nominal			
Humedad				Fotocélula			
Notas							

Fuentes de luz de la Luminaria

Familia	Código LED	Nombre	Flujo [lm]	Pot. [W]	Cant.
		05-E083-Z5-CK	9931.43	96.80	1
C.I.E.	98 100 100 100 100	D DIN 5040	A60		
F UTE	--	B NBN	BZ 1		

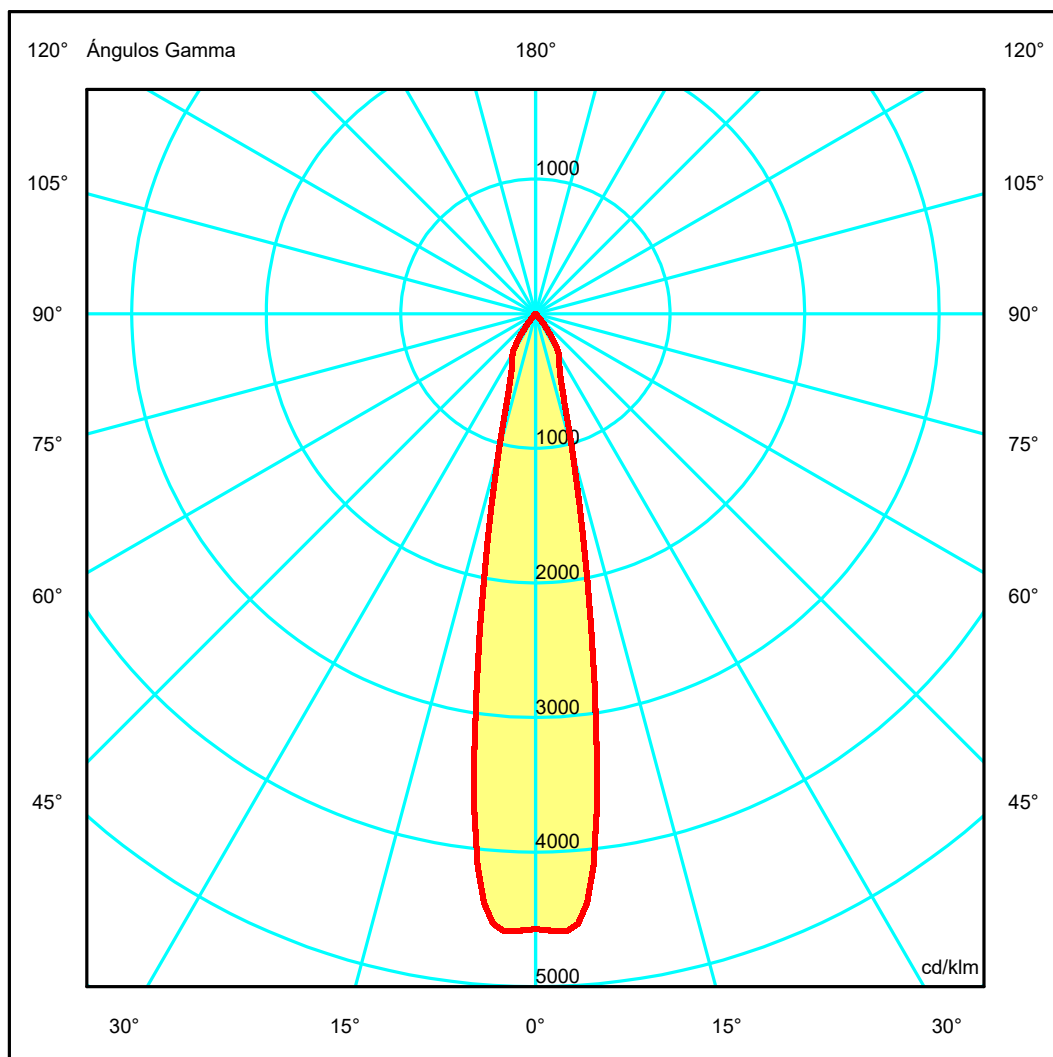
Diam=220mm



Semiplanos C

180.0 — 0.0

ULOR 0.00 %
DLOR100.00 %
RN 0.00 %



Luminaria

Código 05-E083-Z5-CKV2_20°
Nombre HUBBLE

Ensayo

Código 05-E083-Z5-CKV2_20°
Nombre HUBBLE

Flujo Luminaria	9931 lm	Potencia Luminaria	96.8 W	Eficacia	102.597 lm/W	Eficiencia	100.00%
Flujo Fuente	9931 lm	Valor Máximo	4588.88 cd/klm	Posición	C=0.00 G=2.00	CG	Rotosimétrico

Tabla de Intensidad Luminosa cd/klm

Tabla 1/1

	C 0.00	C 0.00
G 0.0	4569.78	G 46.0 7.65
G 1.0	4581.78	G 47.0 7.59
G 2.0	4588.88	G 48.0 7.71
G 3.0	4588.32	G 49.0 7.75
G 4.0	4540.54	G 50.0 7.87
G 5.0	4395.09	G 51.0 8.02
G 6.0	4126.48	G 52.0 8.19
G 7.0	3730.19	G 53.0 8.34
G 8.0	3270.98	G 54.0 8.49
G 9.0	2804.73	G 55.0 8.71
G 10.0	2378.99	G 56.0 9.04
G 11.0	2013.63	G 57.0 9.54
G 12.0	1703.82	G 58.0 10.19
G 13.0	1446.33	G 59.0 10.78
G 14.0	1230.66	G 60.0 10.89
G 15.0	1053.79	G 61.0 10.12
G 16.0	903.36	G 62.0 8.38
G 17.0	788.11	G 63.0 5.95
G 18.0	694.48	G 64.0 3.81
G 19.0	624.09	G 65.0 2.23
G 20.0	568.78	G 66.0 1.36
G 21.0	524.00	G 67.0 0.99
G 22.0	488.53	G 68.0 0.81
G 23.0	459.38	G 69.0 0.71
G 24.0	435.80	G 70.0 0.63
G 25.0	416.01	G 71.0 0.56
G 26.0	399.74	G 72.0 0.51
G 27.0	385.94	G 73.0 0.48
G 28.0	372.74	G 74.0 0.47
G 29.0	358.44	G 75.0 0.49
G 30.0	339.88	G 76.0 0.50
G 31.0	316.83	G 77.0 0.48
G 32.0	289.61	G 78.0 0.45
G 33.0	260.40	G 79.0 0.39
G 34.0	229.27	G 80.0 0.32
G 35.0	197.86	G 81.0 0.25
G 36.0	166.45	G 82.0 0.18
G 37.0	135.89	G 83.0 0.12
G 38.0	106.46	G 84.0 0.06
G 39.0	78.52	G 85.0 0.03
G 40.0	53.76	G 86.0 0.02
G 41.0	33.66	G 87.0 0.01
G 42.0	20.12	G 88.0 0.01
G 43.0	13.36	G 89.0 0.01
G 44.0	9.93	G 90.0 0.01
G 45.0	8.23	

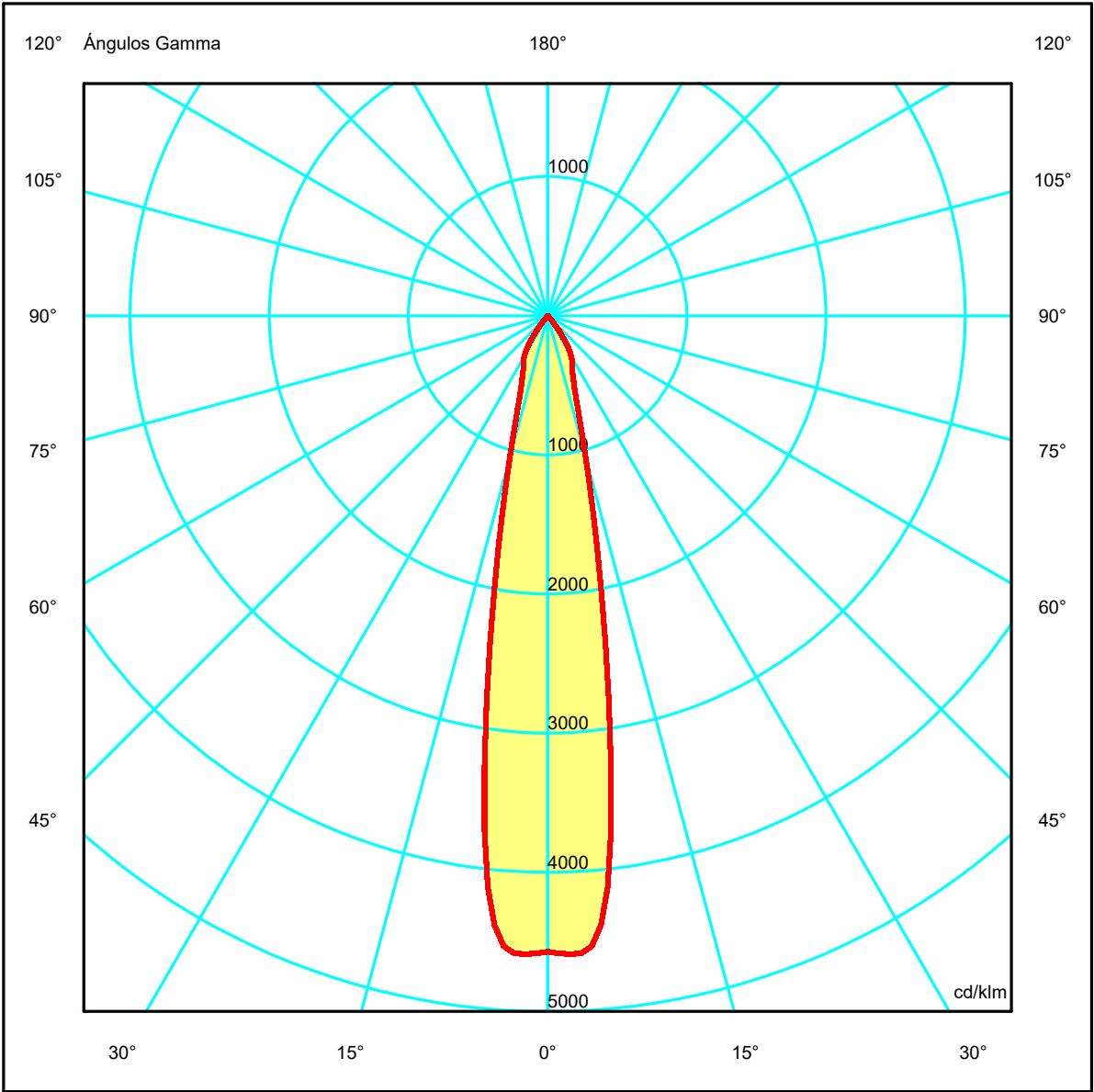
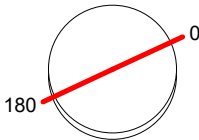
Luminaria
Código 05-E083-Z5-CKV2_20°
Nombre HUBBLE
Ensayo
Código 05-E083-Z5-CKV2_20°
Nombre HUBBLE

Flujo Luminaria	9931 lm	Potencia Luminaria	96.8 W	Eficacia	102.597 lm/W	Eficiencia	100.00%
Flujo Fuente	9931 lm	Valor Máximo	4588.88 cd/klm	Posición	C=0.00 G=2.00	CG	Rotosimétrico

Diam=220mm

Semiplanos C

180.0 0.0

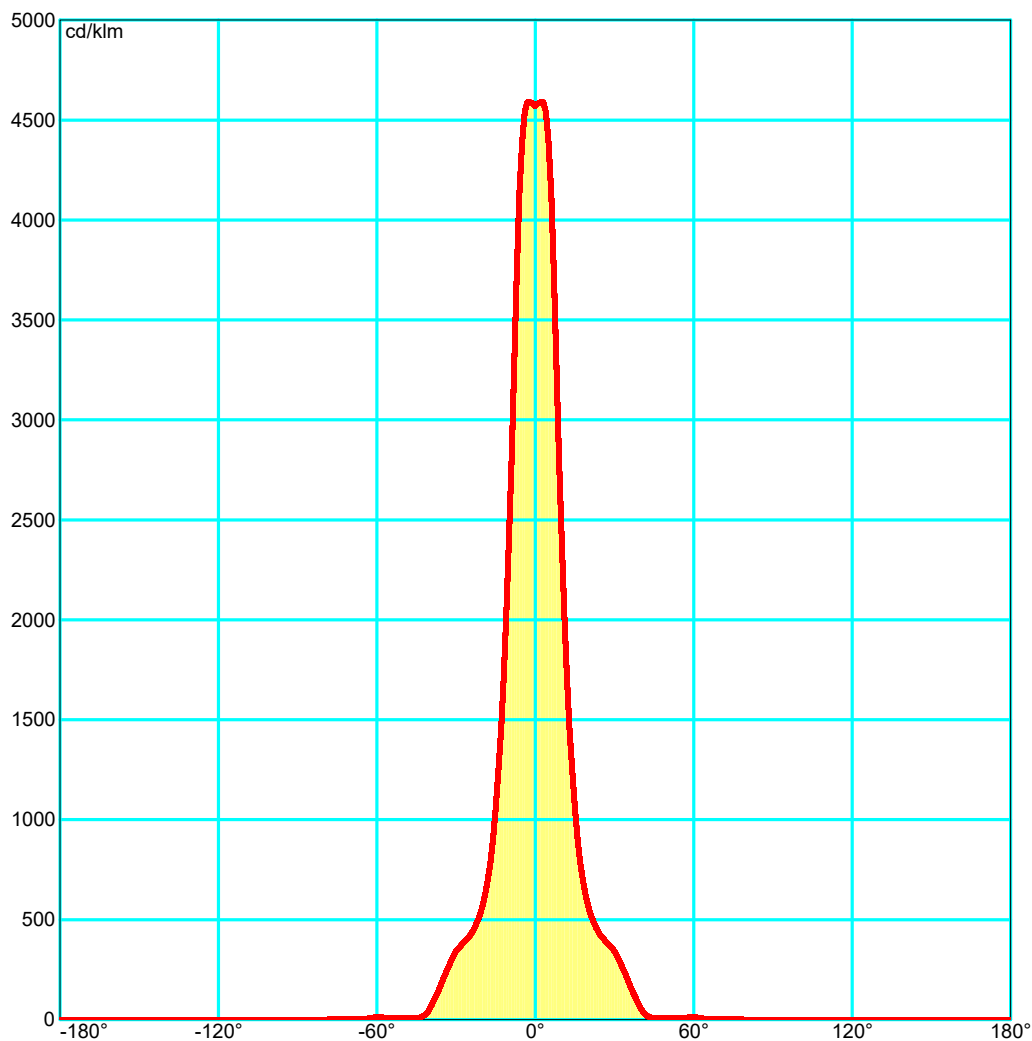
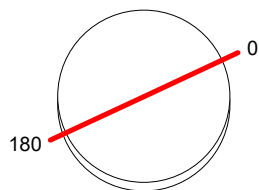


Luminaria							
Código	05-E083-Z5-CKV2_20°						
Nombre	HUBBLE						
Ensayo							
Código	05-E083-Z5-CKV2_20°						
Nombre	HUBBLE						
Flujo Luminaria	9931 lm	Potencia Luminaria	96.8 W	Eficacia	102.597 lm/W	Eficiencia	100.00%
Flujo Fuente	9931 lm	Valor Máximo	4588.88 cd/klm	Posición	C=0.00 G=2.00	CG	Rotosimétrico

Diam=220mm

Semiplanos C

180.0 0.0



Luminaria

Código 05-E083-Z5-CKV2_20°
Nombre HUBBLE

Ensayo

Código 05-E083-Z5-CKV2_20°
Nombre HUBBLE

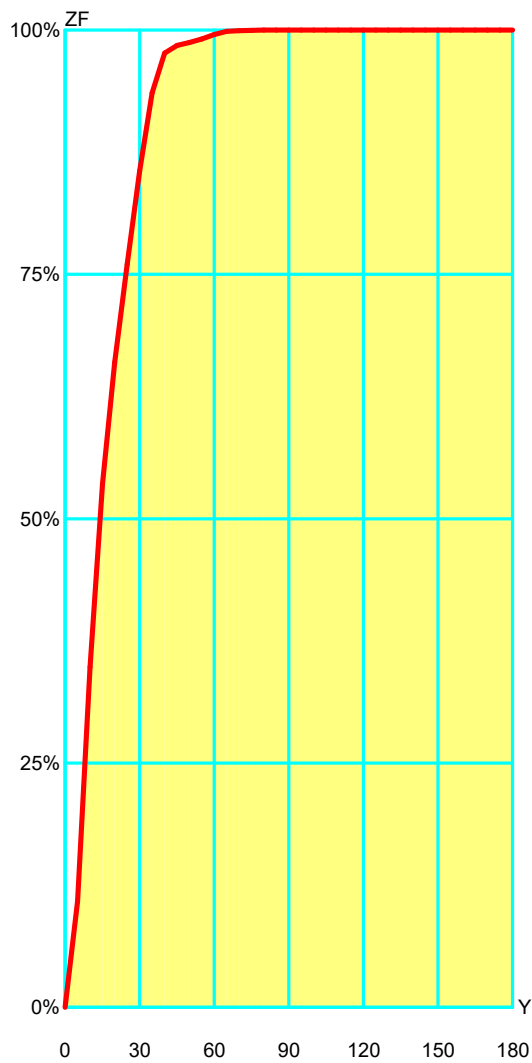
Flujo Luminaria	9931 lm	Potencia Luminaria	96.8 W	Eficacia	102.597 lm/W	Eficiencia	100.00%
Flujo Fuente	9931 lm	Valor Máximo	4588.88 cd/klm	Posición	C=0.00 G=2.00	CG	Rotosimétrico

UGR
S = 0.250

Reflectancias										
Techo/Cavidad	0.7	0.7	0.5	0.5	0.3	0.7	0.7	0.5	0.5	0.3
Paredes	0.5	0.3	0.5	0.3	0.3	0.5	0.3	0.5	0.3	0.3
PDT	0.2	0.2	0.2	0.2	0.2	0.2	0.2	0.2	0.2	0.2
Dimensiones del Local										
Mista Lateral						Vista Longitudinal				
x=2H y=2H	20.5	21.1	20.7	21.3	21.5	20.5	21.1	20.7	21.3	21.5
x=2H y=3H	20.3	20.9	20.6	21.2	21.4	20.3	20.9	20.6	21.2	21.4
x=2H y=4H	20.3	20.8	20.6	21.1	21.3	20.3	20.8	20.6	21.1	21.3
x=2H y=6H	20.2	20.7	20.5	21.0	21.3	20.2	20.7	20.5	21.0	21.3
x=2H y=8H	20.2	20.7	20.5	21.0	21.3	20.2	20.7	20.5	21.0	21.3
x=2H y=12H	20.1	20.6	20.5	20.9	21.2	20.1	20.6	20.5	20.9	21.2
x=4H y=2H	20.3	20.9	20.6	21.1	21.4	20.3	20.9	20.6	21.1	21.4
x=4H y=3H	20.2	20.7	20.6	21.0	21.3	20.2	20.7	20.6	21.0	21.3
x=4H y=4H	20.1	20.5	20.5	20.9	21.2	20.1	20.5	20.5	20.9	21.2
x=4H y=6H	20.1	20.4	20.5	20.8	21.1	20.1	20.4	20.5	20.8	21.1
x=4H y=8H	20.0	20.3	20.4	20.7	21.1	20.0	20.3	20.4	20.7	21.1
x=4H y=12H	20.0	20.2	20.4	20.6	21.0	20.0	20.2	20.4	20.6	21.0
x=8H y=4H	20.0	20.3	20.4	20.7	21.1	20.0	20.3	20.4	20.7	21.1
x=8H y=6H	19.9	20.1	20.4	20.6	21.0	19.9	20.1	20.4	20.6	21.0
x=8H y=8H	19.9	20.1	20.4	20.5	21.0	19.9	20.1	20.4	20.5	21.0
x=8H y=12H	19.8	20.0	20.3	20.5	21.0	19.8	20.0	20.3	20.5	21.0
x=12H y=4H	20.0	20.2	20.4	20.6	21.0	20.0	20.2	20.4	20.6	21.0
x=12H y=6H	19.9	20.1	20.4	20.5	21.0	19.9	20.1	20.4	20.5	21.0
x=12H y=8H	19.8	20.0	20.3	20.5	21.0	19.8	20.0	20.3	20.5	21.0

Luminaria							
Código	05-E083-Z5-CKV2_20°						
Nombre	HUBBLE						
Ensayo							
Código	05-E083-Z5-CKV2_20°						
Nombre	HUBBLE						
Flujo Luminaria	9931 lm	Potencia Luminaria	96.8 W	Eficacia	102.597 lm/W	Eficiencia	100.00%
Flujo Fuente	9931 lm	Valor Máximo	4588.88 cd/klm	Posición	C=0.00 G=2.00	CG	Rotosimétrico

Flujo Total=9931.43 Flujo Luminaria=9931.43																		
RI	0.60	0.80	1.00	1.25	1.50	2.00	2.50	3.00	4.00	5.00	10.00	20.00						
DRR	0.73	0.77	0.82	0.85	0.88	0.92	0.95	0.97	0.99	1.00	1.02	1.02						
RC	-	-	-	-	-	-	-	-	-	-	-	-						
Flujo Zonal por 1000 Lúmenes																		
Y°	10	20	30	40	50	60	70	80	90	100	110	120	130	140	150	160	170	180
ZF(Y)	348	660	856	976	987	995	999	1000	1000	1000	1000	1000	1000	1000	1000	1000	1000	1000
Códigos de Flujo C.I.E.																		
98 100 100 100 100																		
C.I.E.	-/-/-/-/-/-/-/-/-/-/-/-												LOR	100.00000 %				
D DIN 5040	A60												ULOR	0.00000 %				
F UTE	--												DLOR	100.00000 %				
B NBN	BZ 1												UFF	0.00000 %				
RN	0.00000 %												DFF	100.00000 %				
BLF	1.0												FFR	0.00000 %				



Flujo Zonal				
Gamma °	Flujo	Suma lm	Flujo [%]	Suma [%]
0°	0.00	0.00	0.00 %	0.00 %
5°	108.49	108.49	10.85 %	10.85 %
10°	239.81	348.29	23.98 %	34.83 %
15°	187.54	535.83	18.75 %	53.58 %
20°	124.24	660.07	12.42 %	66.01 %
25°	100.16	760.23	10.02 %	76.02 %
30°	95.67	855.90	9.57 %	85.59 %
35°	79.94	935.84	7.99 %	93.58 %
40°	40.48	976.32	4.05 %	97.63 %
45°	7.88	984.20	0.79 %	98.42 %
50°	3.13	987.33	0.31 %	98.73 %
55°	3.60	990.93	0.36 %	99.09 %
60°	4.57	995.50	0.46 %	99.55 %
65°	3.37	998.87	0.34 %	99.89 %
70°	0.53	999.40	0.05 %	99.94 %
75°	0.27	999.67	0.03 %	99.97 %
80°	0.24	999.91	0.02 %	99.99 %
85°	0.09	999.99	0.01 %	100.00 %
90°	0.01	1000.00	0.00 %	100.00 %
95°	0.00	1000.00	0.00 %	100.00 %
100°	0.00	1000.00	0.00 %	100.00 %
105°	0.00	1000.00	0.00 %	100.00 %
110°	0.00	1000.00	0.00 %	100.00 %
115°	0.00	1000.00	0.00 %	100.00 %
120°	0.00	1000.00	0.00 %	100.00 %
125°	0.00	1000.00	0.00 %	100.00 %
130°	0.00	1000.00	0.00 %	100.00 %
135°	0.00	1000.00	0.00 %	100.00 %
140°	0.00	1000.00	0.00 %	100.00 %
145°	0.00	1000.00	0.00 %	100.00 %
150°	0.00	1000.00	0.00 %	100.00 %
155°	0.00	1000.00	0.00 %	100.00 %
160°	0.00	1000.00	0.00 %	100.00 %
165°	0.00	1000.00	0.00 %	100.00 %
170°	0.00	1000.00	0.00 %	100.00 %
175°	0.00	1000.00	0.00 %	100.00 %
180°	0.00	1000.00	0.00 %	100.00 %

Luminaria

Código 05-E083-Z5-CKV2_20°
Nombre HUBBLE

Ensayo

Código 05-E083-Z5-CKV2_20°
Nombre HUBBLE

Flujo Luminaria	9931 lm	Potencia Luminaria	96.8 W	Eficacia	102.597 lm/W	Eficiencia	100.00%
Flujo Fuente	9931 lm	Valor Máximo	4588.88 cd/klm	Posición	C=0.00 G=2.00	CG Rotosimétrico	

Utilización CIE

Montaje	Directo				Normalización			Normalizados			Raz. de Susp.				1/3		CIE Estándar									
Techo																										
K	8873	8773	8871	8771	7773	7771	7753	7553	7751	7551	7731	7331	7711	7111	5551	5531	5331	5511	5111	3331	3311	1111	0000			
0.60	161	145	90	82	138	78	94	80	50	43	31	24	18	12	40	25	22	14	12	21	12	11	0			
0.80	194	178	99	91	169	87	123	108	60	53	40	32	25	19	49	33	30	21	18	29	18	16	0			
1.00	218	202	100	94	192	90	147	131	65	58	47	38	32	25	55	40	36	28	24	35	24	22	0			
1.25	241	227	102	96	216	93	173	157	71	65	54	46	40	32	61	47	43	35	31	41	31	28	0			
1.50	258	246	102	98	234	94	193	178	75	69	59	51	46	38	65	52	49	41	37	47	37	34	0			
2.00	282	271	100	96	258	93	224	210	79	74	67	60	56	49	70	60	57	51	47	55	47	43	0			
2.50	298	288	97	95	275	92	246	233	81	77	72	66	64	57	74	66	63	59	55	61	55	51	0			
3.00	309	300	95	93	287	91	263	251	83	80	76	70	70	63	76	70	68	65	61	65	61	57	0			
4.00	326	319	96	94	305	92	286	276	87	84	82	77	78	72	81	77	75	73	69	72	69	65	0			
5.00	337	331	96	95	317	92	302	293	89	87	86	82	83	78	84	81	79	79	75	77	75	71	0			
10.00	361	358	97	96	343	94	337	332	95	93	95	93	95	92	91	91	90	91	89	88	88	85	0			
20.00	374	373	98	98	358	96	357	354	98	98	100	99	102	100	95	97	96	99	98	94	96	93	0			

Pared

K	8873	8773	8871	8771	7773	7771	7753	7553	7751	7551	7731	7331	7711	7111	5551	5531	5331	5511	5111	3331	3311	1111	0000
0.60	279	270	189	185	265	183	209	202	147	144	124	121	106	104	143	121	120	105	104	119	104	104	81
0.80	311	302	202	198	294	194	240	232	162	159	139	135	122	119	156	135	134	120	118	133	118	117	91
1.00	326	316	199	195	306	191	256	246	163	160	143	138	127	123	156	138	137	124	122	135	122	120	90
1.25	342	332	198	195	320	191	273	263	167	163	148	143	133	129	159	142	141	129	127	138	126	124	91
1.50	353	343	196	193	330	189	286	276	167	164	151	146	137	132	159	144	143	132	130	140	129	126	91
2.00	352	344	176	173	328	169	292	281	153	150	141	136	130	125	144	133	132	124	121	128	119	115	77
2.50	345	337	154	152	319	148	289	279	136	133	126	122	118	113	127	119	117	111	109	112	106	101	60
3.00	332	325	132	130	305	125	280	271	117	114	109	105	103	98	107	101	99	96	93	94	89	84	41
4.00	323	317	109	108	295	103	275	267	98	96	93	89	88	83	88	84	82	80	77	76	73	66	20
5.00	311	306	90	88	282	83	266	259	80	78	76	73	73	69	69	67	65	64	62	58	56	49	1
10.00	237	234	0	0	207	0	200	196	0	0	0	0	0	0	0	0	0	0	0	0	0	0	0
20.00	101	99	0	0	70	0	69	66	0	0	0	0	0	0	0	0	0	0	0	0	0	0	0

P.Trab.

K	8873	8773	8871	8771	7773	7771	7753	7553	7751	7551	7731	7331	7711	7111	5551	5531	5331	5511	5111	3331	3311	1111	0000
0.60	908	899	847	842	893	839	824	818	794	790	763	760	741	739	788	760	759	739	739	758	738	738	730
0.80	970	959	893	888	950	884	882	873	841	837	811	806	788	784	833	806	804	785	783	803	783	782	773
1.00	1000	1000	934	929	1000	924	937	926	886	882	858	853	836	832	877	852	850	833	830	848	830	827	820
1.25	1000	1000	965	960	1000	954	983	971	921	916	895	889	874	869	909	887	885	869	866	881	865	862	854
1.50	1000	1000	986	982	1000	975	1000	1000	946	941	922	916	903	897	933	913	911	896	893	906	891	887	879
2.00	1000	1000	1000	1000	1000	1000	1000	1000	987	982	968	962	953	946	972	957	955	944	940	948	937	930	923
2.50	1000	1000	1000	1000	1000	1000	1000	1000	1000	1000	999	993	987	979	997	986	984	976	972	975	967	959	952
3.00	1000	1000	1000	1000	1000	1000	1000	1000	1000	1000	1000	1000	1000	1000	1000	1000	1000	1000	999	995	989	979	973
4.00	1000	1000	1000	1000	1000	1000	1000	1000	1000	1000	1000	1000	1000	1000	1000	1000	1000	1000	1000	1000	1000	996	990
5.00	1000	1000	1000	1000	1000	1000	1000	1000	1000	1000	1000	1000	1000	1000	1000	1000	1000	1000	1000	1000	1000	1000	999
10.00	1000	1000	1000	1000	1000	1000	1000	1000	1000	1000	1000	1000	1000	1000	1000	1000	1000	1000	1000	1000	1000	1000	1000
20.00	1000	1000	1000	1000	1000	1000	1000	1000	1000	1000	1000	1000	1000	1000	1000	1000	1000	1000	1000	1000	1000	1000	1000

LM53 SHR C0-C180: 0.344 SHR C90-C270: 0.344 SHR Superficial: 0.356

Luminaria

Código 05-E083-Z5-CKV2_20°

Nombre HUBBLE

Ensayo

Código 05-E083-Z5-CKV2_20°

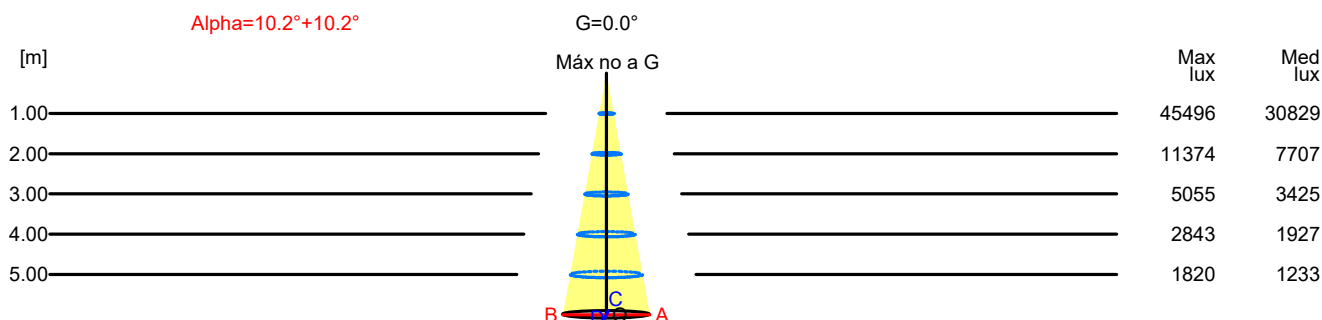
Nombre HUBBLE

Flujo Luminaria	9931 lm	Potencia Luminaria	96.8 W	Eficacia	102.597 lm/W	Eficiencia	100.00%
Flujo Fuente	9931 lm	Valor Máximo	4588.88 cd/klm	Posición	C=0.00 G=2.00	CG	Rotosimétrico

Apertura a 50.00 % de Max Intensidad

H[m]	1.00	2.00	3.00	4.00	5.00	H[m]	1.00	2.00	3.00	4.00	5.00
OA	0.18	0.36	0.54	0.72	0.90	OC	0.18	0.36	0.54	0.72	0.90
OB	0.18	0.36	0.54	0.72	0.90	OD	0.18	0.36	0.54	0.72	0.90

	0	5	15	25	35	45	55	65	75	85
OA	45384.44	43649.48	10465.64	4131.59	1965.01	81.70	86.52	22.16	4.84	0.31
OB	45384.44	43649.48	10465.64	4131.59	1965.01	81.70	86.52	22.16	4.84	0.31
OC	45384.44	43649.48	10465.64	4131.59	1965.01	81.70	86.52	22.16	4.84	0.31
OD	45384.44	43649.48	10465.64	4131.59	1965.01	81.70	86.52	22.16	4.84	0.31



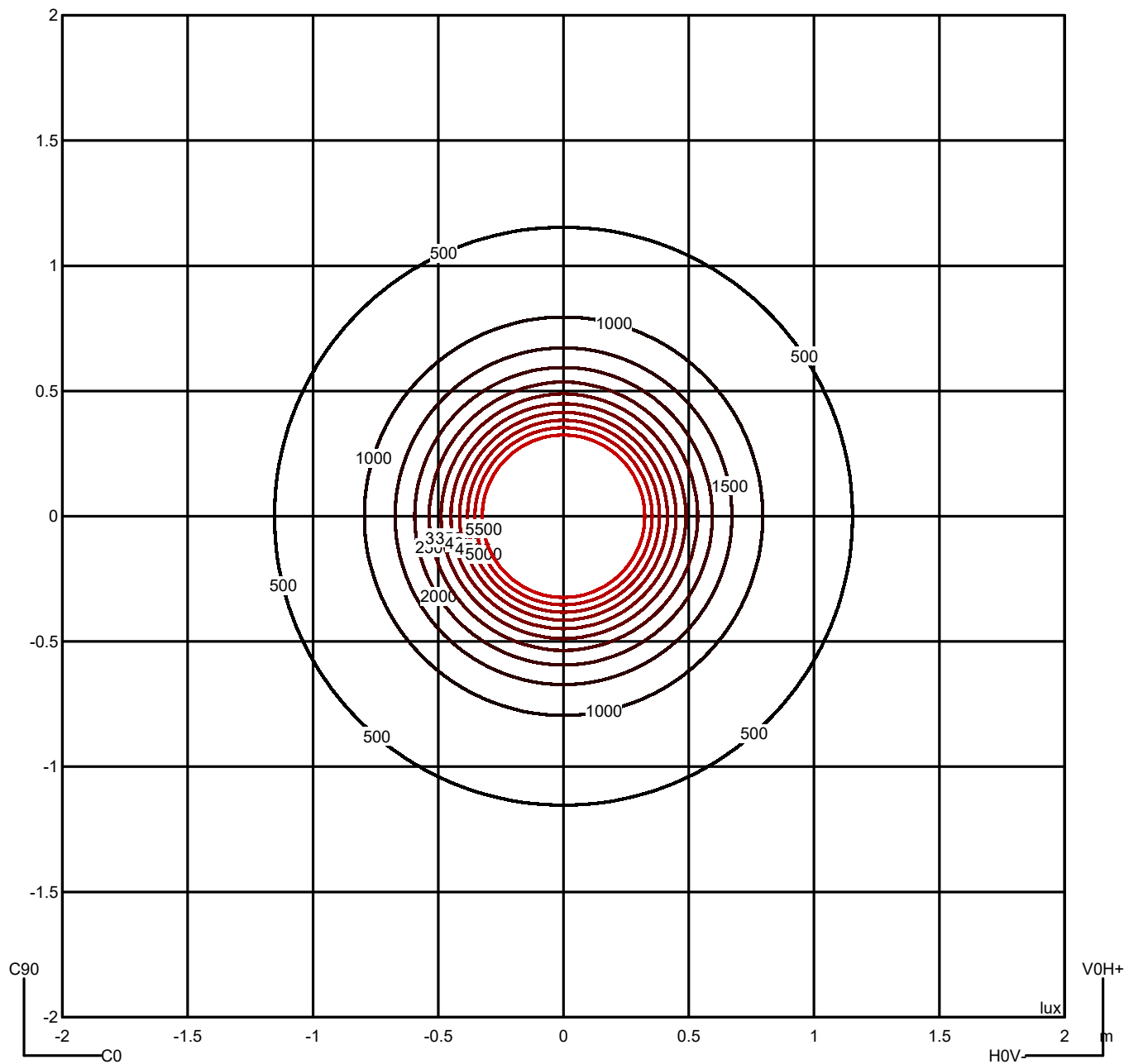
H[m]	D[m]	Max lux	Med lux	Alpha=10.2°+10.2°	G=0.0 Máx no a G
1.00	0.36	45496	30829		
2.00	0.72	11374	7707		
3.00	1.08	5055	3425		
4.00	1.44	2843	1927		
5.00	1.80	1820	1233		

Luminaria
Código 05-E083-Z5-CKV2_20°
Nombre HUBBLE
Ensayo
Código 05-E083-Z5-CKV2_20°
Nombre HUBBLE

Flujo Luminaria	9931 lm	Potencia Luminaria	96.8 W	Eficacia	102.597 lm/W	Eficiencia	100.00%
Flujo Fuente	9931 lm	Valor Máximo	4588.88 cd/klm	Posición	C=0.00 G=2.00	CG	Rotosimétrico

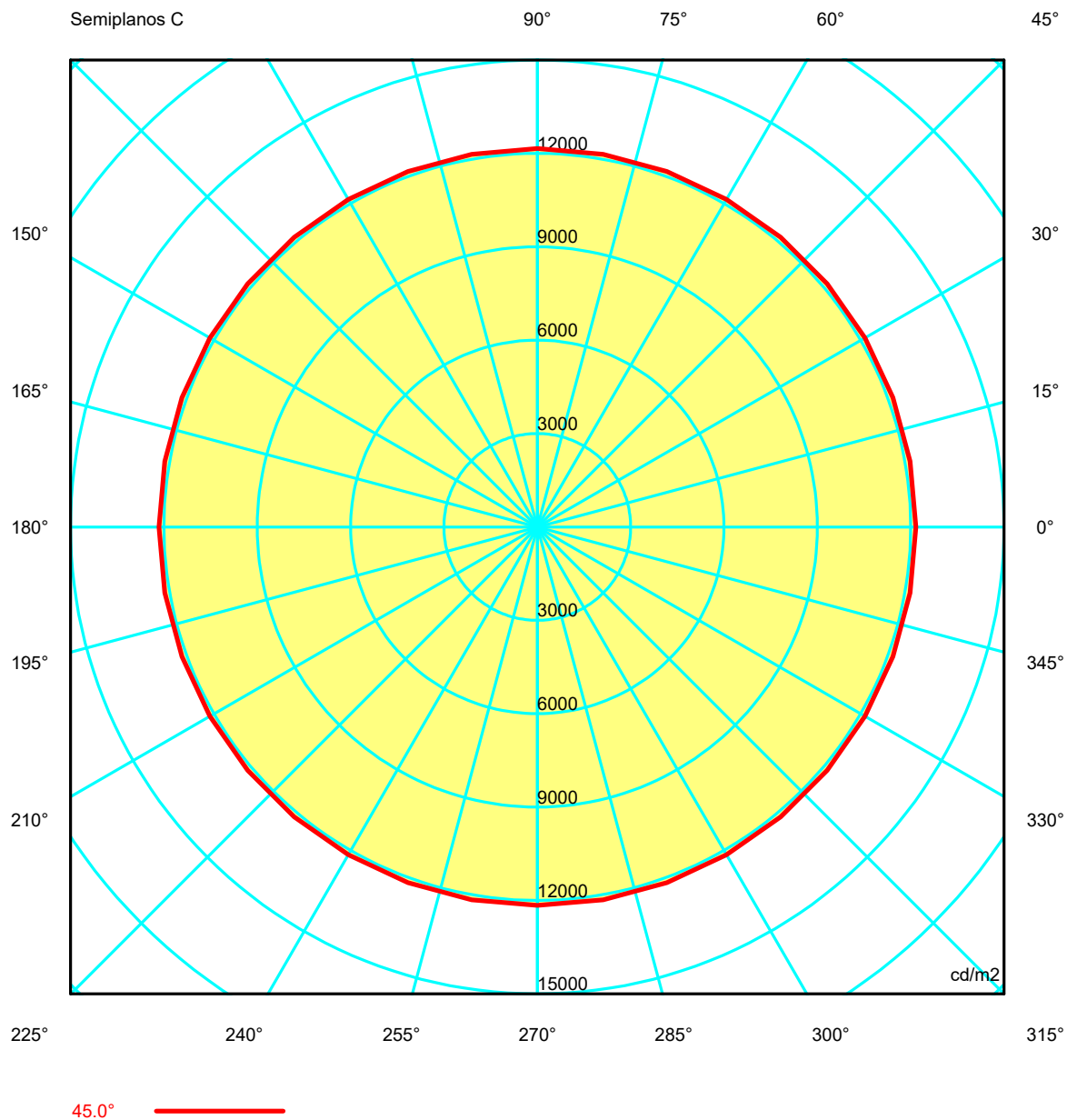
Isolux (Suelo)

Posición Luminaria X=0.00m Y=0.00m Z=2.50m



Luminaria							
Código	05-E083-Z5-CKV2_20°						
Nombre	HUBBLE						
Ensayo							
Código	05-E083-Z5-CKV2_20°						
Nombre	HUBBLE						
Flujo Luminaria	9931 lm	Potencia Luminaria	96.8 W	Eficacia	102.597 lm/W	Eficiencia	100.00%
Flujo Fuente	9931 lm	Valor Máximo	4588.88 cd/klm	Posición	C=0.00 G=2.00	CG	Rotosimétrico

Luminancia



Luminaria	
Código	05-E083-Z5-CKV2_20°
Nombre	HUBBLE
Ensayo	
Código	05-E083-Z5-CKV2_20°
Nombre	HUBBLE

Flujo Luminaria	9931 lm	Potencia Luminaria	96.8 W	Eficacia	102.597 lm/W	Eficiencia	100.00%
Flujo Fuente	9931 lm	Valor Máximo	4588.88 cd/klm	Posición	C=0.00 G=2.00	CG Rotosimétrico	

Luminance cd/m2													Tabla 1/3
	C 0.00	C 10.00	C 20.00	C 30.00	C 40.00	C 50.00	C 60.00	C 70.00	C 80.00	C 90.00	C 100.00	C 110.00	C 120.00
G 0.0	4775641.71	4775641.71	4775641.71	4775641.71	4775641.71	4775641.71	4775641.71	4775641.71	4775641.71	4775641.71	4775641.71	4775641.71	4775641.71
G 5.0	4610622.82	4610622.82	4610622.82	4610622.82	4610622.82	4610622.82	4610622.82	4610622.82	4610622.82	4610622.82	4610622.82	4610622.82	4610622.82
G 10.0	2524513.14	2524513.14	2524513.14	2524513.14	2524513.14	2524513.14	2524513.14	2524513.14	2524513.14	2524513.14	2524513.14	2524513.14	2524513.14
G 15.0	1140109.90	1140109.90	1140109.90	1140109.90	1140109.90	1140109.90	1140109.90	1140109.90	1140109.90	1140109.90	1140109.90	1140109.90	1140109.90
G 20.0	632552.51	632552.51	632552.51	632552.51	632552.51	632552.51	632552.51	632552.51	632552.51	632552.51	632552.51	632552.51	632552.51
G 25.0	479696.67	479696.67	479696.67	479696.67	479696.67	479696.67	479696.67	479696.67	479696.67	479696.67	479696.67	479696.67	479696.67
G 30.0	410134.91	410134.91	410134.91	410134.91	410134.91	410134.91	410134.91	410134.91	410134.91	410134.91	410134.91	410134.91	410134.91
G 35.0	252420.85	252420.85	252420.85	252420.85	252420.85	252420.85	252420.85	252420.85	252420.85	252420.85	252420.85	252420.85	252420.85
G 40.0	73344.70	73344.70	73344.70	73344.70	73344.70	73344.70	73344.70	73344.70	73344.70	73344.70	73344.70	73344.70	73344.70
G 45.0	12158.01	12158.01	12158.01	12158.01	12158.01	12158.01	12158.01	12158.01	12158.01	12158.01	12158.01	12158.01	12158.01
G 50.0	12788.06	12788.06	12788.06	12788.06	12788.06	12788.06	12788.06	12788.06	12788.06	12788.06	12788.06	12788.06	12788.06
G 55.0	15872.00	15872.00	15872.00	15872.00	15872.00	15872.00	15872.00	15872.00	15872.00	15872.00	15872.00	15872.00	15872.00
G 60.0	22758.42	22758.42	22758.42	22758.42	22758.42	22758.42	22758.42	22758.42	22758.42	22758.42	22758.42	22758.42	22758.42
G 65.0	5516.54	5516.54	5516.54	5516.54	5516.54	5516.54	5516.54	5516.54	5516.54	5516.54	5516.54	5516.54	5516.54
G 70.0	1920.55	1920.55	1920.55	1920.55	1920.55	1920.55	1920.55	1920.55	1920.55	1920.55	1920.55	1920.55	1920.55
G 75.0	1966.31	1966.31	1966.31	1966.31	1966.31	1966.31	1966.31	1966.31	1966.31	1966.31	1966.31	1966.31	1966.31
G 80.0	1944.18	1944.18	1944.18	1944.18	1944.18	1944.18	1944.18	1944.18	1944.18	1944.18	1944.18	1944.18	1944.18
G 85.0	368.35	368.35	368.35	368.35	368.35	368.35	368.35	368.35	368.35	368.35	368.35	368.35	368.35
G 90.0	0.00	0.00	0.00	0.00	0.00	0.00	0.00	0.00	0.00	0.00	0.00	0.00	0.00

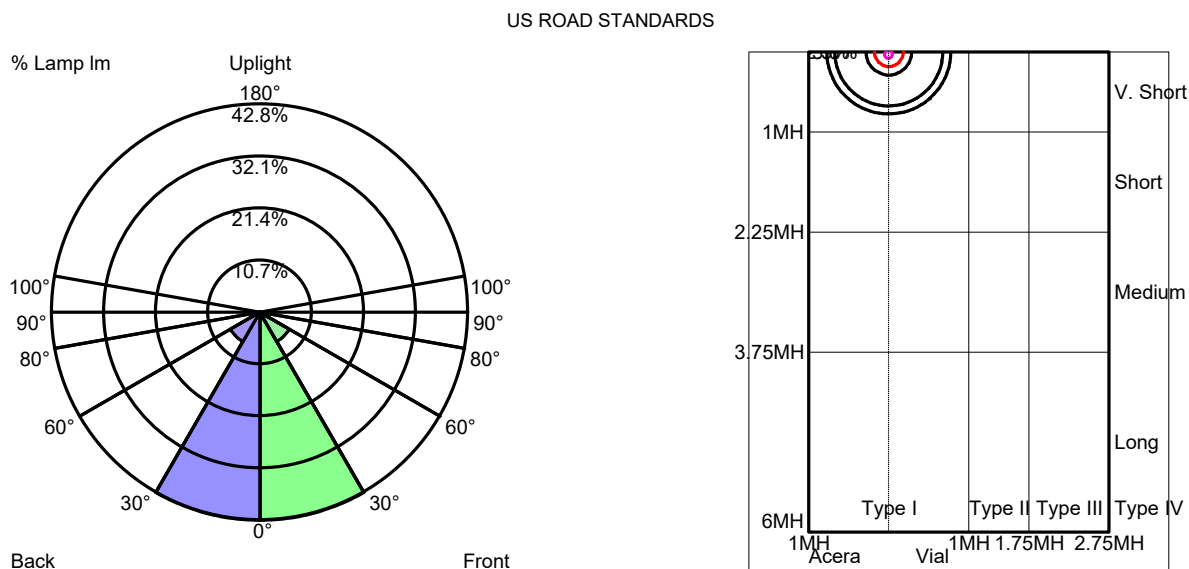
Luminaria															
Código		05-E083-Z5-CKV2_20°													
Nombre		HUBBLE													
Ensayo															
Código		05-E083-Z5-CKV2_20°													
Nombre		HUBBLE													
Flujo Luminaria		9931 lm		Potencia Luminaria		96.8 W		Eficacia		102.597 lm/W		Eficiencia		100.00%	
Flujo Fuente		9931 lm		Valor Máximo		4588.88 cd/klm		Posición		C=0.00 G=2.00		CG Rotosimétrico			
Luminance cd/m2 Tabla 2/3															
	C 130.00	C 140.00	C 150.00	C 160.00	C 170.00	C 180.00	C 190.00	C 200.00	C 210.00	C 220.00	C 230.00	C 240.00	C 250.00		
G 0.0	4775641.71	4775641.71	4775641.71	4775641.71	4775641.71	4775641.71	4775641.71	4775641.71	4775641.71	4775641.71	4775641.71	4775641.71	4775641.71		
G 5.0	4610622.82	4610622.82	4610622.82	4610622.82	4610622.82	4610622.82	4610622.82	4610622.82	4610622.82	4610622.82	4610622.82	4610622.82	4610622.82		
G 10.0	2524513.14	2524513.14	2524513.14	2524513.14	2524513.14	2524513.14	2524513.14	2524513.14	2524513.14	2524513.14	2524513.14	2524513.14	2524513.14		
G 15.0	1140109.90	1140109.90	1140109.90	1140109.90	1140109.90	1140109.90	1140109.90	1140109.90	1140109.90	1140109.90	1140109.90	1140109.90	1140109.90		
G 20.0	632552.51	632552.51	632552.51	632552.51	632552.51	632552.51	632552.51	632552.51	632552.51	632552.51	632552.51	632552.51	632552.51		
G 25.0	479696.67	479696.67	479696.67	479696.67	479696.67	479696.67	479696.67	479696.67	479696.67	479696.67	479696.67	479696.67	479696.67		
G 30.0	410134.91	410134.91	410134.91	410134.91	410134.91	410134.91	410134.91	410134.91	410134.91	410134.91	410134.91	410134.91	410134.91		
G 35.0	252420.85	252420.85	252420.85	252420.85	252420.85	252420.85	252420.85	252420.85	252420.85	252420.85	252420.85	252420.85	252420.85		
G 40.0	73344.70	73344.70	73344.70	73344.70	73344.70	73344.70	73344.70	73344.70	73344.70	73344.70	73344.70	73344.70	73344.70		
G 45.0	12158.01	12158.01	12158.01	12158.01	12158.01	12158.01	12158.01	12158.01	12158.01	12158.01	12158.01	12158.01	12158.01		
G 50.0	12788.06	12788.06	12788.06	12788.06	12788.06	12788.06	12788.06	12788.06	12788.06	12788.06	12788.06	12788.06	12788.06		
G 55.0	15872.00	15872.00	15872.00	15872.00	15872.00	15872.00	15872.00	15872.00	15872.00	15872.00	15872.00	15872.00	15872.00		
G 60.0	22758.42	22758.42	22758.42	22758.42	22758.42	22758.42	22758.42	22758.42	22758.42	22758.42	22758.42	22758.42	22758.42		
G 65.0	5516.54	5516.54	5516.54	5516.54	5516.54	5516.54	5516.54	5516.54	5516.54	5516.54	5516.54	5516.54	5516.54		
G 70.0	1920.55	1920.55	1920.55	1920.55	1920.55	1920.55	1920.55	1920.55	1920.55	1920.55	1920.55	1920.55	1920.55		
G 75.0	1966.31	1966.31	1966.31	1966.31	1966.31	1966.31	1966.31	1966.31	1966.31	1966.31	1966.31	1966.31	1966.31		
G 80.0	1944.18	1944.18	1944.18	1944.18	1944.18	1944.18	1944.18	1944.18	1944.18	1944.18	1944.18	1944.18	1944.18		
G 85.0	368.35	368.35	368.35	368.35	368.35	368.35	368.35	368.35	368.35	368.35	368.35	368.35	368.35		
G 90.0	0.00	0.00	0.00	0.00	0.00	0.00	0.00	0.00	0.00	0.00	0.00	0.00	0.00		

Luminaria	
Código	05-E083-Z5-CKV2_20°
Nombre	HUBBLE
Ensayo	
Código	05-E083-Z5-CKV2_20°
Nombre	HUBBLE

Flujo Luminaria	9931 lm	Potencia Luminaria	96.8 W	Eficacia	102.597 lm/W	Eficiencia	100.00%
Flujo Fuente	9931 lm	Valor Máximo	4588.88 cd/klm	Posición	C=0.00 G=2.00	CG	Rotosimétrico

Luminance cd/m2										
Tabla 3/3										
	C 260.00	C 270.00	C 280.00	C 290.00	C 300.00	C 310.00	C 320.00	C 330.00	C 340.00	C 350.00
G 0.0	4775641.71	4775641.71	4775641.71	4775641.71	4775641.71	4775641.71	4775641.71	4775641.71	4775641.71	4775641.71
G 5.0	4610622.82	4610622.82	4610622.82	4610622.82	4610622.82	4610622.82	4610622.82	4610622.82	4610622.82	4610622.82
G 10.0	2524513.14	2524513.14	2524513.14	2524513.14	2524513.14	2524513.14	2524513.14	2524513.14	2524513.14	2524513.14
G 15.0	1140109.90	1140109.90	1140109.90	1140109.90	1140109.90	1140109.90	1140109.90	1140109.90	1140109.90	1140109.90
G 20.0	632552.51	632552.51	632552.51	632552.51	632552.51	632552.51	632552.51	632552.51	632552.51	632552.51
G 25.0	479696.67	479696.67	479696.67	479696.67	479696.67	479696.67	479696.67	479696.67	479696.67	479696.67
G 30.0	410134.91	410134.91	410134.91	410134.91	410134.91	410134.91	410134.91	410134.91	410134.91	410134.91
G 35.0	252420.85	252420.85	252420.85	252420.85	252420.85	252420.85	252420.85	252420.85	252420.85	252420.85
G 40.0	73344.70	73344.70	73344.70	73344.70	73344.70	73344.70	73344.70	73344.70	73344.70	73344.70
G 45.0	12158.01	12158.01	12158.01	12158.01	12158.01	12158.01	12158.01	12158.01	12158.01	12158.01
G 50.0	12788.06	12788.06	12788.06	12788.06	12788.06	12788.06	12788.06	12788.06	12788.06	12788.06
G 55.0	15872.00	15872.00	15872.00	15872.00	15872.00	15872.00	15872.00	15872.00	15872.00	15872.00
G 60.0	22758.42	22758.42	22758.42	22758.42	22758.42	22758.42	22758.42	22758.42	22758.42	22758.42
G 65.0	5516.54	5516.54	5516.54	5516.54	5516.54	5516.54	5516.54	5516.54	5516.54	5516.54
G 70.0	1920.55	1920.55	1920.55	1920.55	1920.55	1920.55	1920.55	1920.55	1920.55	1920.55
G 75.0	1966.31	1966.31	1966.31	1966.31	1966.31	1966.31	1966.31	1966.31	1966.31	1966.31
G 80.0	1944.18	1944.18	1944.18	1944.18	1944.18	1944.18	1944.18	1944.18	1944.18	1944.18
G 85.0	368.35	368.35	368.35	368.35	368.35	368.35	368.35	368.35	368.35	368.35
G 90.0	0.00	0.00	0.00	0.00	0.00	0.00	0.00	0.00	0.00	0.00

Luminaria							
Código	05-E083-Z5-CKV2_20°						
Nombre	HUBBLE						
Ensayo							
Código	05-E083-Z5-CKV2_20°						
Nombre	HUBBLE						
Flujo Luminaria	9931 lm	Potencia Luminaria	96.8 W	Eficacia	102.597 lm/W	Eficiencia	100.00%
Flujo Fuente	9931 lm	Valor Máximo	4588.88 cd/klm	Posición	C=0.00 G=2.00	CG	Rotosimétrico



Luminaire Classification System (LCS)				
LCS Zone		Lumens	%Lamp	%Lum
FL	0° -- 30°	4249.5 lm	42.8 %	42.8 %
FM	30° -- 60°	693.9 lm	7.0 %	7.0 %
FH	60° -- 80°	21.9 lm	0.2 %	0.2 %
FVH	80° -- 90°	0.5 lm	0.0 %	0.0 %
BL	0° -- 30°	4249.5 lm	42.8 %	42.8 %
BM	30° -- 60°	693.9 lm	7.0 %	7.0 %
BH	60° -- 80°	21.9 lm	0.2 %	0.2 %
BVH	80° -- 90°	0.5 lm	0.0 %	0.0 %
UL	90° -- 100°	0.0 lm	0.0 %	0.0 %
UH	100° -- 180°	0.0 lm	0.0 %	0.0 %
TOTALS		9931.4 lm	100.0 %	100.0 %
BUG B4 U0 G0 Type V Very Short Quadrilateral Symmetry				