

Luminaria

Código 05-E083-Z5-CLV2_45°
Nombre HUBBLE

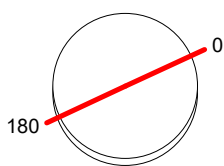
Ensayo

Código 05-E083-Z5-CLV2_45°
Nombre HUBBLE

Flujo Luminaria	9522 lm	Potencia Luminaria	96.8 W	Eficacia	98.370 lm/W	Eficiencia	100.00%
Flujo Fuente	9522 lm	Valor Máximo	1539.73 cd/klm	Posición	C=0.00 G=0.00	CG	Rotosimétrico
Luminaria Redonda		Diam.	220 mm	Altura	350 mm		
Área Luminosa Redonda		Diam.	110 mm	Altura	0 mm		
Área Luminosa Horizontal		0.009503 m2		Área Emisión sobre Pl. 180°		0.000000 m2	
Área Emisión sobre Pl. 0°		0.000000 m2		Área Emisión sobre Pl. 270°		0.000000 m2	
Área Emisión sobre Pl. 90°		0.000000 m2		Área de deslumbramiento a 76°		0.002299 m2	
Sist. de Coordn.		CG		Tipo de Simetría		Rotosimétrico	
Fecha		07-10-2019		Máximo Ángulo Gamma		90	
Distancia de Ensayo		0.00		Flujo de Ensayo		9522 lm	
Operador		qualitat		Tensión Nominal			
Temperatura				Corriente Nominal			
Humedad				Fotocélula			
Notas							

Fuentes de luz de la Luminaria						
Familia	Código LED			Nombre	Flujo [lm]	Pot. [W]
				05-E083-Z5-CL	9522.26	96.80
C.I.E.	95	99	100	D DIN 5040	A60	Cant. 1
F UTE	1.00	A	100	B NBN	BZ 1	

Diam=220mm



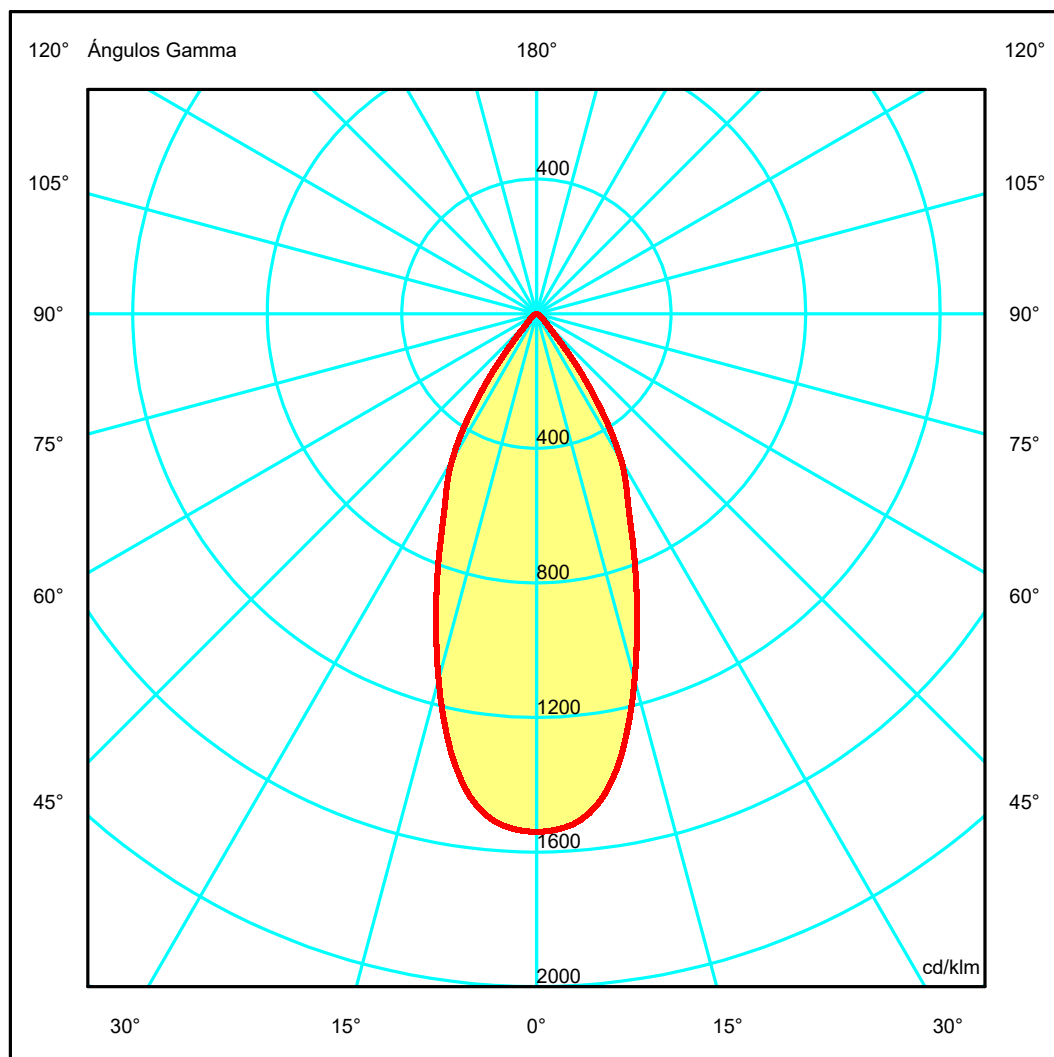
Semiplanos C

180.0 — 0.0

ULOR 0.00 %

DLOR100.00 %

RN 0.00 %



Luminaria

Código 05-E083-Z5-CLV2_45°
Nombre HUBBLE

Ensayo

Código 05-E083-Z5-CLV2_45°
Nombre HUBBLE

Flujo Luminaria	9522 lm	Potencia Luminaria	96.8 W	Eficacia	98.370 lm/W	Eficiencia	100.00%
Flujo Fuente	9522 lm	Valor Máximo	1539.73 cd/klm	Posición	C=0.00 G=0.00	CG	Rotosimétrico

Tabla de Intensidad Luminosa cd/klm

Tabla 1/1

	C 0.00		C 0.00
G 0.0	1539.73	G 46.0	37.14
G 1.0	1538.64	G 47.0	33.78
G 2.0	1535.33	G 48.0	30.81
G 3.0	1530.06	G 49.0	28.01
G 4.0	1521.67	G 50.0	25.47
G 5.0	1509.46	G 51.0	23.12
G 6.0	1493.28	G 52.0	20.90
G 7.0	1471.52	G 53.0	18.95
G 8.0	1444.24	G 54.0	17.13
G 9.0	1411.12	G 55.0	15.44
G 10.0	1372.58	G 56.0	13.88
G 11.0	1329.45	G 57.0	12.50
G 12.0	1282.09	G 58.0	11.34
G 13.0	1231.59	G 59.0	10.26
G 14.0	1179.12	G 60.0	9.26
G 15.0	1125.94	G 61.0	8.33
G 16.0	1072.35	G 62.0	7.54
G 17.0	1019.66	G 63.0	6.88
G 18.0	968.22	G 64.0	6.30
G 19.0	917.49	G 65.0	5.75
G 20.0	867.95	G 66.0	5.24
G 21.0	819.42	G 67.0	4.77
G 22.0	773.66	G 68.0	4.37
G 23.0	729.31	G 69.0	4.01
G 24.0	688.55	G 70.0	3.64
G 25.0	651.41	G 71.0	3.28
G 26.0	619.13	G 72.0	2.92
G 27.0	590.40	G 73.0	2.58
G 28.0	562.78	G 74.0	2.24
G 29.0	535.16	G 75.0	1.86
G 30.0	503.37	G 76.0	1.51
G 31.0	467.75	G 77.0	1.21
G 32.0	427.70	G 78.0	1.03
G 33.0	386.45	G 79.0	0.88
G 34.0	344.35	G 80.0	0.70
G 35.0	302.39	G 81.0	0.49
G 36.0	261.22	G 82.0	0.29
G 37.0	221.08	G 83.0	0.16
G 38.0	183.08	G 84.0	0.09
G 39.0	146.97	G 85.0	0.04
G 40.0	114.37	G 86.0	0.02
G 41.0	86.74	G 87.0	0.01
G 42.0	66.24	G 88.0	0.01
G 43.0	53.62	G 89.0	0.01
G 44.0	46.35	G 90.0	0.01
G 45.0	41.22		

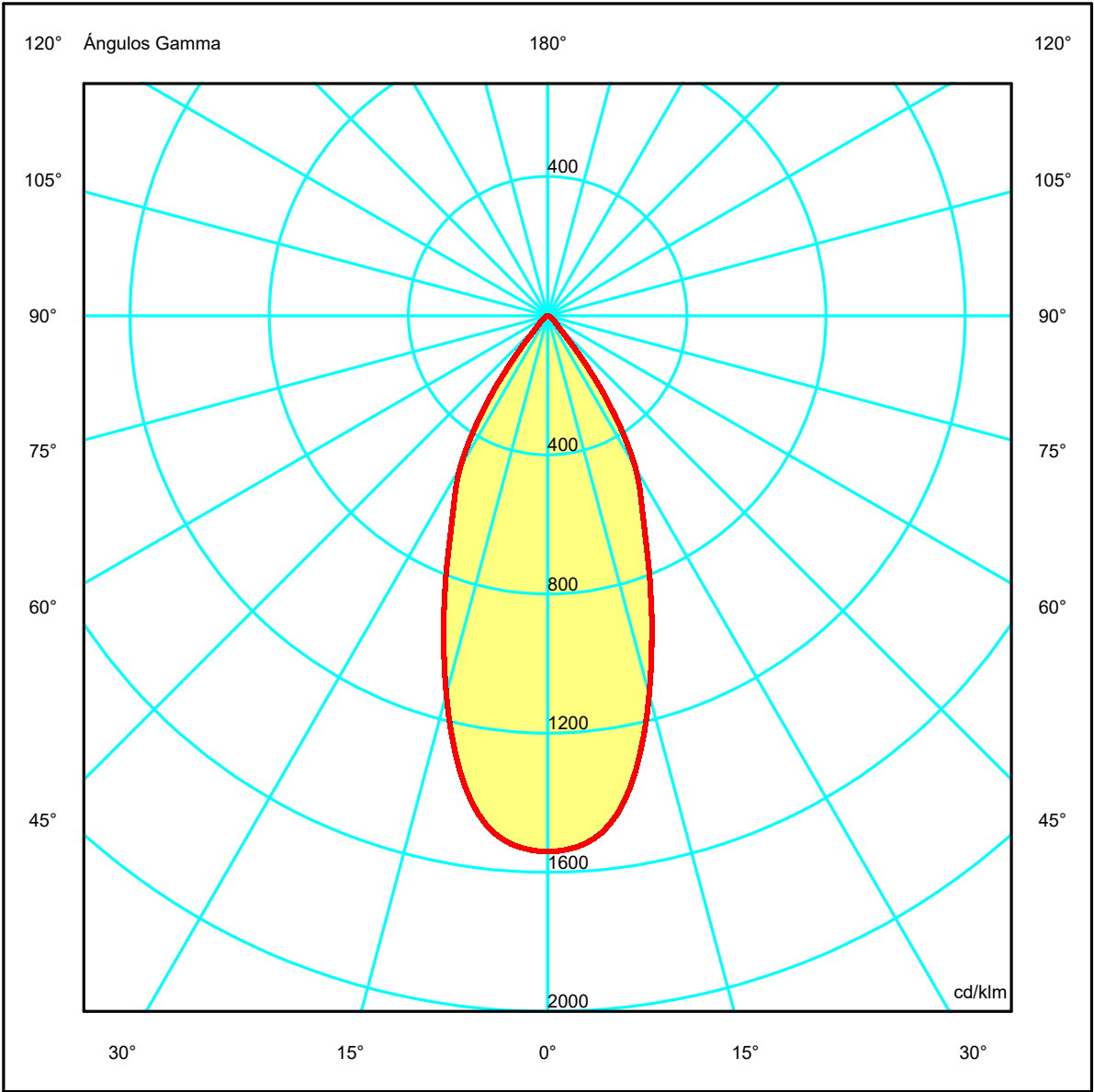
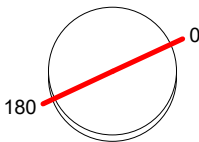
Luminaria
Código 05-E083-Z5-CLV2_45°
Nombre HUBBLE
Ensayo
Código 05-E083-Z5-CLV2_45°
Nombre HUBBLE

Flujo Luminaria	9522 lm	Potencia Luminaria	96.8 W	Eficacia	98.370 lm/W	Eficiencia	100.00%
Flujo Fuente	9522 lm	Valor Máximo	1539.73 cd/klm	Posición	C=0.00 G=0.00	CG	Rotosimétrico

Diam=220mm

Semiplanos C

180.0 0.0

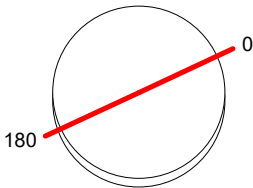


Luminaria
Código 05-E083-Z5-CLV2_45°
Nombre HUBBLE
Ensayo
Código 05-E083-Z5-CLV2_45°
Nombre HUBBLE

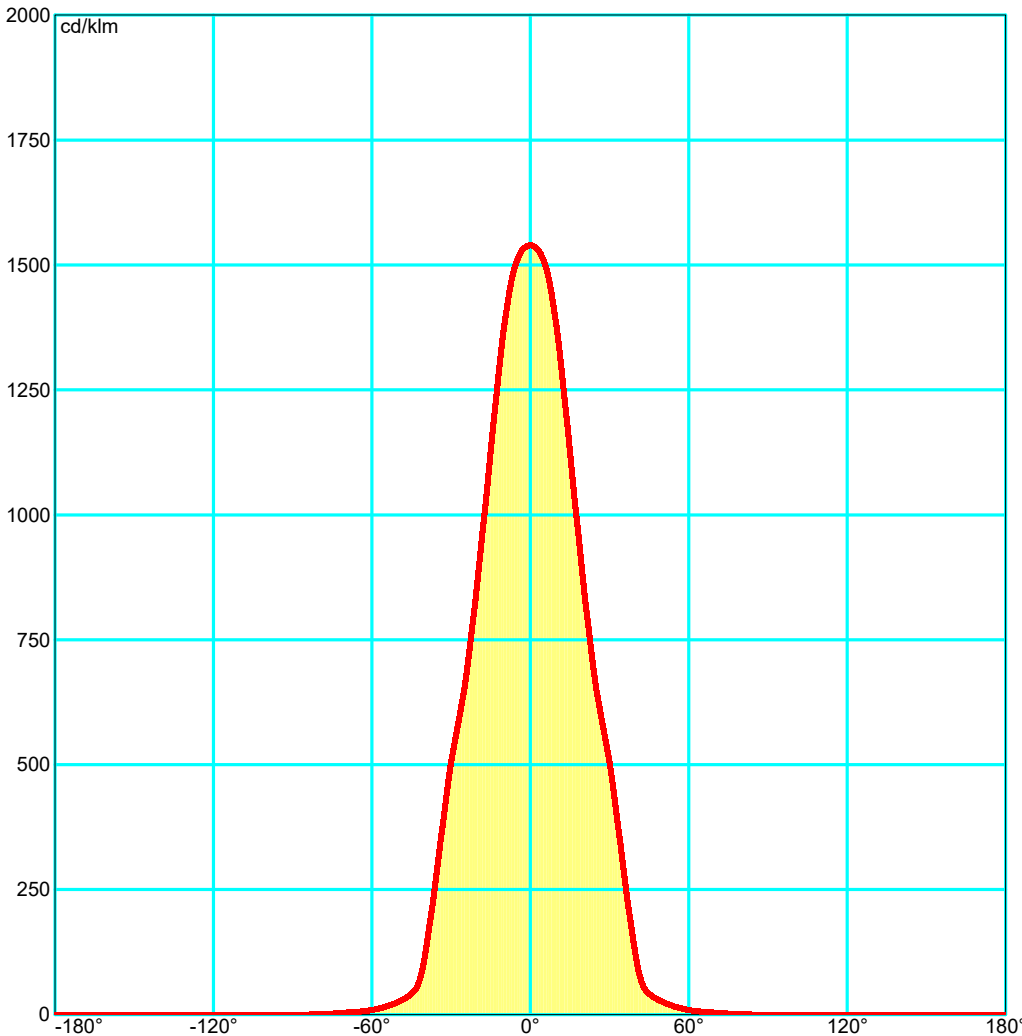
Flujo Luminaria	9522 lm	Potencia Luminaria	96.8 W	Eficacia	98.370 lm/W	Eficiencia	100.00%
Flujo Fuente	9522 lm	Valor Máximo	1539.73 cd/klm	Posición	C=0.00 G=0.00	CG	Rotosimétrico

Diam=220mm

Semiplanos C



180.0 0.0



Luminaria

Código 05-E083-Z5-CLV2_45°
Nombre HUBBLE

Ensayo

Código 05-E083-Z5-CLV2_45°
Nombre HUBBLE

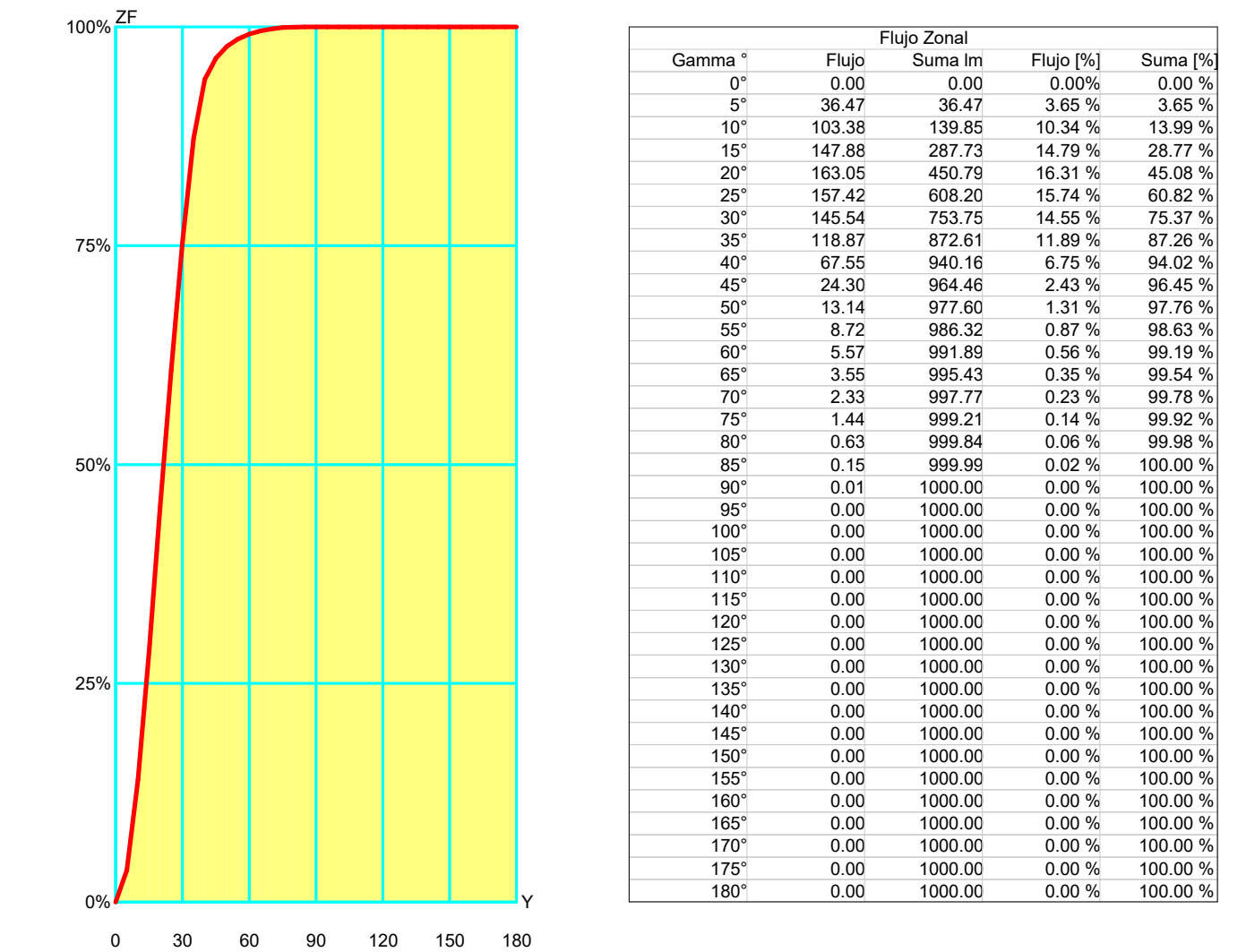
Flujo Luminaria	9522 lm	Potencia Luminaria	96.8 W	Eficacia	98.370 lm/W	Eficiencia	100.00%
Flujo Fuente	9522 lm	Valor Máximo	1539.73 cd/klm	Posición	C=0.00 G=0.00	CG	Rotosimétrico

UGR
S = 0.250

Reflectancias										
Techo/Cavidad	0.7	0.7	0.5	0.5	0.3	0.7	0.7	0.5	0.5	0.3
Paredes	0.5	0.3	0.5	0.3	0.3	0.5	0.3	0.5	0.3	0.3
PDT	0.2	0.2	0.2	0.2	0.2	0.2	0.2	0.2	0.2	0.2
Dimensiones del Local										
Mista Lateral						Vista Longitudinal				
x=2H y=2H	23.5	24.2	23.7	24.4	24.6	23.5	24.2	23.7	24.4	24.6
x=2H y=3H	23.4	24.0	23.7	24.2	24.5	23.4	24.0	23.7	24.2	24.5
x=2H y=4H	23.3	23.9	23.7	24.2	24.4	23.3	23.9	23.7	24.2	24.4
x=2H y=6H	23.3	23.8	23.6	24.1	24.4	23.3	23.8	23.6	24.1	24.4
x=2H y=8H	23.2	23.7	23.6	24.0	24.3	23.2	23.7	23.6	24.0	24.3
x=2H y=12H	23.2	23.7	23.5	24.0	24.3	23.2	23.7	23.5	24.0	24.3
x=4H y=2H	23.3	23.9	23.6	24.2	24.4	23.3	23.9	23.6	24.2	24.4
x=4H y=3H	23.2	23.7	23.6	24.0	24.3	23.2	23.7	23.6	24.0	24.3
x=4H y=4H	23.2	23.6	23.6	23.9	24.3	23.2	23.6	23.6	23.9	24.3
x=4H y=6H	23.1	23.5	23.5	23.8	24.2	23.1	23.5	23.5	23.8	24.2
x=4H y=8H	23.1	23.4	23.5	23.8	24.2	23.1	23.4	23.5	23.8	24.2
x=4H y=12H	23.1	23.3	23.5	23.7	24.2	23.1	23.3	23.5	23.7	24.2
x=8H y=4H	23.1	23.4	23.5	23.8	24.2	23.1	23.4	23.5	23.8	24.2
x=8H y=6H	23.0	23.3	23.5	23.7	24.1	23.0	23.3	23.5	23.7	24.1
x=8H y=8H	23.0	23.2	23.5	23.6	24.1	23.0	23.2	23.5	23.6	24.1
x=8H y=12H	22.9	23.1	23.4	23.5	24.0	22.9	23.1	23.4	23.5	24.0
x=12H y=4H	23.1	23.3	23.5	23.7	24.2	23.1	23.3	23.5	23.7	24.2
x=12H y=6H	23.0	23.2	23.5	23.6	24.1	23.0	23.2	23.5	23.6	24.1
x=12H y=8H	22.9	23.1	23.4	23.5	24.0	22.9	23.1	23.4	23.5	24.0

Luminaria							
Código	05-E083-Z5-CLV2_45°						
Nombre	HUBBLE						
Ensayo							
Código	05-E083-Z5-CLV2_45°						
Nombre	HUBBLE						
Flujo Luminaria	9522 lm	Potencia Luminaria	96.8 W	Eficacia	98.370 lm/W	Eficiencia	100.00%
Flujo Fuente	9522 lm	Valor Máximo	1539.73 cd/klm	Posición	C=0.00 G=0.00	CG	Rotosimétrico

Flujo Total=9522.26 Flujo Luminaria=9522.26																		
RI	0.60	0.80	1.00	1.25	1.50	2.00	2.50	3.00	4.00	5.00	10.00	20.00						
DRR	0.70	0.75	0.80	0.84	0.87	0.91	0.94	0.96	0.98	0.99	1.01	1.02						
RC	-	-	-	-	-	-	-	-	-	-	-	-						
Flujo Zonal por 1000 Lúmenes																		
Y°	10	20	30	40	50	60	70	80	90	100	110	120	130	140	150	160	170	180
ZF(Y)	140	451	754	940	978	992	998	1000	1000	1000	1000	1000	1000	1000	1000	1000	1000	1000
Códigos de Flujo C.I.E.																		
95 99 100 100 100																		
C.I.E.	-/-/-/-/-/-/-/-/-/-/-											LOR	100.00000 %					
D DIN 5040	A60											ULOR	0.00000 %					
F UTE	1.00 A											DLOR	100.00000 %					
B NBN	BZ 1											UFF	0.00000 %					
RN	0.00000 %											DFF	100.00000 %					
BLF	1.0											FFR	0.00000 %					



Luminaria

Código 05-E083-Z5-CLV2_45°
Nombre HUBBLE

Ensayo

Código 05-E083-Z5-CLV2_45°
Nombre HUBBLE

Flujo Luminaria	9522 lm	Potencia Luminaria	96.8 W	Eficacia	98.370 lm/W	Eficiencia	100.00%
Flujo Fuente	9522 lm	Valor Máximo	1539.73 cd/klm	Posición	C=0.00 G=0.00	CG Rotosimétrico	

Utilización CIE

Montaje	Directo			Normalización			Normalizados			Raz. de Susp.			1/3			CIE Estándar									
Techo																									
K	8873	8773	8871	8771	7773	7771	7753	7553	7751	7551	7731	7331	7711	7111	5551	5531	5331	5511	5111	3331	3311	1111	0000		
0.60	165	148	96	86	141	82	95	81	52	45	32	24	18	12	42	26	23	14	12	22	12	11	0		
0.80	198	181	104	96	172	91	124	109	62	55	41	33	25	18	51	34	31	21	18	29	18	16	0		
1.00	221	205	105	98	195	94	148	132	67	60	48	39	32	25	57	41	37	28	24	35	24	22	0		
1.25	243	229	106	100	218	96	173	157	73	67	54	46	40	32	63	47	44	35	30	42	31	28	0		
1.50	261	248	106	101	236	98	194	178	77	71	60	52	46	38	67	53	50	41	36	47	37	34	0		
2.00	284	273	103	99	260	96	224	210	80	76	67	60	56	48	72	61	58	51	47	55	47	43	0		
2.50	299	290	100	98	277	95	247	233	83	79	73	66	64	56	75	66	64	59	54	61	54	51	0		
3.00	310	302	98	96	289	93	263	251	84	81	76	71	70	63	77	71	68	65	60	66	60	57	0		
4.00	327	320	98	96	307	94	287	276	88	85	82	78	77	71	82	77	75	73	69	72	69	65	0		
5.00	338	333	98	97	318	95	302	293	90	88	86	82	83	77	85	81	80	78	75	77	74	71	0		
10.00	362	359	98	98	344	96	337	332	96	95	95	93	95	91	92	91	90	91	89	88	88	85	0		
20.00	375	374	100	99	359	98	357	354	99	99	100	99	101	100	96	97	97	98	97	94	96	93	0		

Pared

K	8873	8773	8871	8771	7773	7771	7753	7553	7751	7551	7731	7331	7711	7111	5551	5531	5331	5511	5111	3331	3311	1111	0000
0.60	291	282	204	199	277	196	218	212	158	155	133	130	114	112	153	130	129	113	112	128	112	112	89
0.80	324	314	216	212	307	208	250	242	174	170	149	145	131	128	167	145	144	129	127	143	127	126	100
1.00	339	329	214	209	319	206	266	257	176	172	153	149	136	133	168	149	147	133	132	145	131	130	100
1.25	355	345	213	209	333	205	284	274	179	175	159	154	143	139	171	153	152	139	137	149	136	134	101
1.50	366	356	210	207	343	203	298	287	180	177	162	157	147	142	171	156	154	143	140	151	139	136	101
2.00	366	358	191	188	341	183	304	293	167	163	153	148	141	136	157	145	144	135	133	140	131	127	88
2.50	359	352	170	168	333	163	302	292	150	148	140	135	130	125	141	132	130	124	121	125	118	113	72
3.00	348	341	149	147	321	142	295	285	132	130	124	120	117	112	123	116	114	109	107	108	103	98	54
4.00	341	335	128	127	313	122	292	283	115	113	109	106	104	99	105	100	99	96	93	92	89	82	36
5.00	332	327	111	110	303	104	286	278	100	98	95	92	92	87	89	86	84	83	80	77	75	67	20
10.00	270	267	31	30	239	25	232	227	24	23	23	21	23	20	13	13	12	12	11	3	3	0	0
20.00	151	149	0	0	120	0	118	115	0	0	0	0	0	0	0	0	0	0	0	0	0	0	0

P.Trab.

K	8873	8773	8871	8771	7773	7771	7753	7553	7751	7551	7731	7331	7711	7111	5551	5531	5331	5511	5111	3331	3311	1111	0000
0.60	888	878	828	823	872	820	801	794	771	767	738	735	714	712	765	735	734	713	712	733	712	711	702
0.80	954	943	879	873	934	869	863	854	823	819	790	786	766	762	815	786	784	763	761	782	761	760	751
1.00	1000	1000	922	917	987	911	921	910	871	866	841	835	817	813	861	835	833	814	811	830	811	808	800
1.25	1000	1000	955	950	1000	944	970	958	908	904	881	875	859	853	897	873	871	853	851	867	849	846	838
1.50	1000	1000	978	974	1000	967	1000	994	935	930	910	904	889	883	922	901	898	883	879	893	877	873	865
2.00	1000	1000	1000	1000	1000	1000	1000	1000	978	974	959	952	942	935	964	947	945	933	929	938	926	920	912
2.50	1000	1000	1000	1000	1000	1000	1000	1000	1000	1000	990	984	977	970	990	978	975	966	962	967	957	949	942
3.00	1000	1000	1000	1000	1000	1000	1000	1000	1000	1000	1000	1000	1000	1000	995	1000	999	996	990	986	987	980	964
4.00	1000	1000	1000	1000	1000	1000	1000	1000	1000	1000	1000	1000	1000	1000	1000	1000	1000	1000	1000	1000	1000	989	982
5.00	1000	1000	1000	1000	1000	1000	1000	1000	1000	1000	1000	1000	1000	1000	1000	1000	1000	1000	1000	1000	1000	999	992
10.00	1000	1000	1000	1000	1000	1000	1000	1000	1000	1000	1000	1000	1000	1000	1000	1000	1000	1000	1000	1000	1000	1000	1000
20.00	1000	1000	1000	1000	1000	1000	1000	1000	1000	1000	1000	1000	1000	1000	1000	1000	1000	1000	1000	1000	1000	1000	1000

LM53 SHR C0-C180: 0.689 SHR C90-C270: 0.689 SHR Superficial: 0.757

Luminaria

Código 05-E083-Z5-CLV2_45°

Nombre HUBBLE

Ensayo

Código 05-E083-Z5-CLV2_45°

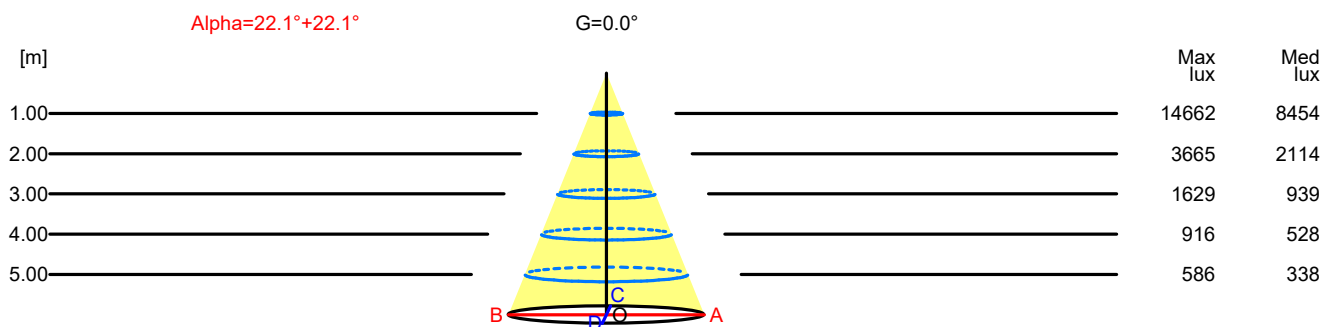
Nombre HUBBLE

Flujo Luminaria	9522 lm	Potencia Luminaria	96.8 W	Eficacia	98.370 lm/W	Eficiencia	100.00%
Flujo Fuente	9522 lm	Valor Máximo	1539.73 cd/klm	Posición	C=0.00 G=0.00	CG	Rotosimétrico

Apertura a 50.00 % de Max Intensidad

H[m]	1.00	2.00	3.00	4.00	5.00	H[m]	1.00	2.00	3.00	4.00	5.00
OA	0.41	0.81	1.22	1.62	2.03	OC	0.41	0.81	1.22	1.62	2.03
OB	0.41	0.81	1.22	1.62	2.03	OD	0.41	0.81	1.22	1.62	2.03

	0	5	15	25	35	45	55	65	75	85
OA	14661.71	14373.49	10721.52	6202.93	2879.46	392.46	147.05	54.78	17.72	0.42
OB	14661.71	14373.49	10721.52	6202.93	2879.46	392.46	147.05	54.78	17.72	0.42
OC	14661.71	14373.49	10721.52	6202.93	2879.46	392.46	147.05	54.78	17.72	0.42
OD	14661.71	14373.49	10721.52	6202.93	2879.46	392.46	147.05	54.78	17.72	0.42

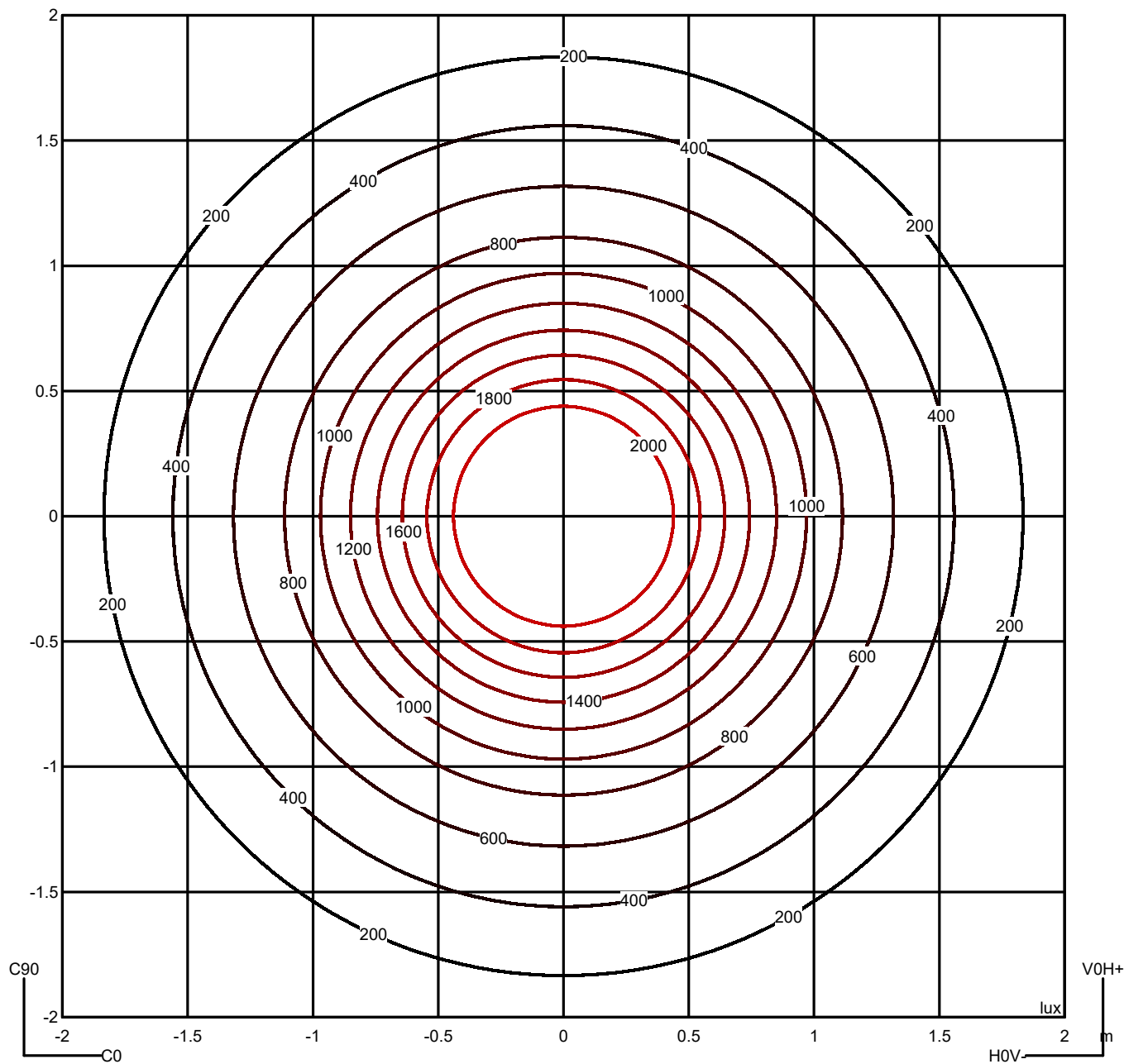


H[m]	D[m]	Max lux	Med lux	Alpha=22.1°+22.1°	G=0.0	
1.00	0.81	14662	8454			
2.00	1.62	3665	2114			
3.00	2.43	1629	939			
4.00	3.25	916	528			
5.00	4.06	586	338			

Luminaria							
Código	05-E083-Z5-CLV2_45°						
Nombre	HUBBLE						
Ensayo							
Código	05-E083-Z5-CLV2_45°						
Nombre	HUBBLE						
Flujo Luminaria	9522 lm	Potencia Luminaria	96.8 W	Eficacia	98.370 lm/W	Eficiencia	100.00%
Flujo Fuente	9522 lm	Valor Máximo	1539.73 cd/klm	Posición	C=0.00 G=0.00	CG	Rotosimétrico

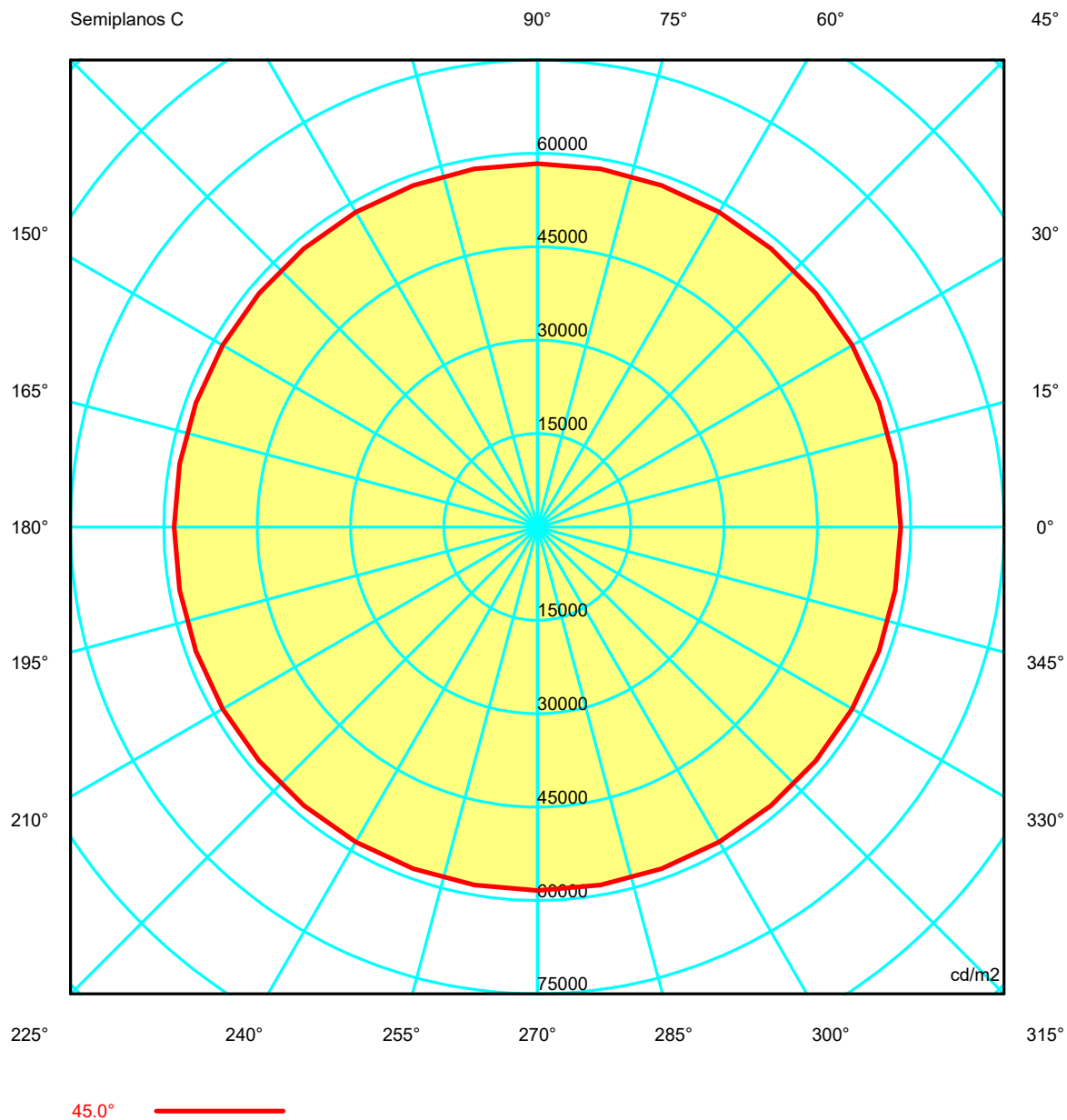
Isolux (Suelo)

Posición Luminaria X=0.00m Y=0.00m Z=2.50m



Luminaria							
Código	05-E083-Z5-CLV2_45°						
Nombre	HUBBLE						
Ensayo							
Código	05-E083-Z5-CLV2_45°						
Nombre	HUBBLE						
Flujo Luminaria	9522 lm	Potencia Luminaria	96.8 W	Eficacia	98.370 lm/W	Eficiencia	100.00%
Flujo Fuente	9522 lm	Valor Máximo	1539.73 cd/klm	Posición	C=0.00 G=0.00	CG	Rotosimétrico

Luminancia



Luminaria														
Código	05-E083-Z5-CLV2_45°													
Nombre	HUBBLE													
Ensayo														
Código	05-E083-Z5-CLV2_45°													
Nombre	HUBBLE													
Flujo Luminaria	9522 lm		Potencia Luminaria		96.8 W		Eficacia		98.370 lm/W		Eficiencia		100.00%	
Flujo Fuente	9522 lm		Valor Máximo		1539.73 cd/klm		Posición		C=0.00 G=0.00		CG Rotosimétrico			
Luminance cd/m2 Tabla 1/3														
	C 0.00	C 10.00	C 20.00	C 30.00	C 40.00	C 50.00	C 60.00	C 70.00	C 80.00	C 90.00	C 100.00	C 110.00	C 120.00	
G 0.0	1542799.04	1542799.04	1542799.04	1542799.04	1542799.04	1542799.04	1542799.04	1542799.04	1542799.04	1542799.04	1542799.04	1542799.04	1542799.04	
G 5.0	1518248.43	1518248.43	1518248.43	1518248.43	1518248.43	1518248.43	1518248.43	1518248.43	1518248.43	1518248.43	1518248.43	1518248.43	1518248.43	
G 10.0	1396530.25	1396530.25	1396530.25	1396530.25	1396530.25	1396530.25	1396530.25	1396530.25	1396530.25	1396530.25	1396530.25	1396530.25	1396530.25	
G 15.0	1167984.68	1167984.68	1167984.68	1167984.68	1167984.68	1167984.68	1167984.68	1167984.68	1167984.68	1167984.68	1167984.68	1167984.68	1167984.68	
G 20.0	925490.78	925490.78	925490.78	925490.78	925490.78	925490.78	925490.78	925490.78	925490.78	925490.78	925490.78	925490.78	925490.78	
G 25.0	720188.53	720188.53	720188.53	720188.53	720188.53	720188.53	720188.53	720188.53	720188.53	720188.53	720188.53	720188.53	720188.53	
G 30.0	582403.37	582403.37	582403.37	582403.37	582403.37	582403.37	582403.37	582403.37	582403.37	582403.37	582403.37	582403.37	582403.37	
G 35.0	369888.87	369888.87	369888.87	369888.87	369888.87	369888.87	369888.87	369888.87	369888.87	369888.87	369888.87	369888.87	369888.87	
G 40.0	149591.76	149591.76	149591.76	149591.76	149591.76	149591.76	149591.76	149591.76	149591.76	149591.76	149591.76	149591.76	149591.76	
G 45.0	58403.37	58403.37	58403.37	58403.37	58403.37	58403.37	58403.37	58403.37	58403.37	58403.37	58403.37	58403.37	58403.37	
G 50.0	39699.88	39699.88	39699.88	39699.88	39699.88	39699.88	39699.88	39699.88	39699.88	39699.88	39699.88	39699.88	39699.88	
G 55.0	26976.79	26976.79	26976.79	26976.79	26976.79	26976.79	26976.79	26976.79	26976.79	26976.79	26976.79	26976.79	26976.79	
G 60.0	18563.85	18563.85	18563.85	18563.85	18563.85	18563.85	18563.85	18563.85	18563.85	18563.85	18563.85	18563.85	18563.85	
G 65.0	13640.65	13640.65	13640.65	13640.65	13640.65	13640.65	13640.65	13640.65	13640.65	13640.65	13640.65	13640.65	13640.65	
G 70.0	10668.67	10668.67	10668.67	10668.67	10668.67	10668.67	10668.67	10668.67	10668.67	10668.67	10668.67	10668.67	10668.67	
G 75.0	7203.75	7203.75	7203.75	7203.75	7203.75	7203.75	7203.75	7203.75	7203.75	7203.75	7203.75	7203.75	7203.75	
G 80.0	4040.96	4040.96	4040.96	4040.96	4040.96	4040.96	4040.96	4040.96	4040.96	4040.96	4040.96	4040.96	4040.96	
G 85.0	506.08	506.08	506.08	506.08	506.08	506.08	506.08	506.08	506.08	506.08	506.08	506.08	506.08	
G 90.0	0.00	0.00	0.00	0.00	0.00	0.00	0.00	0.00	0.00	0.00	0.00	0.00	0.00	

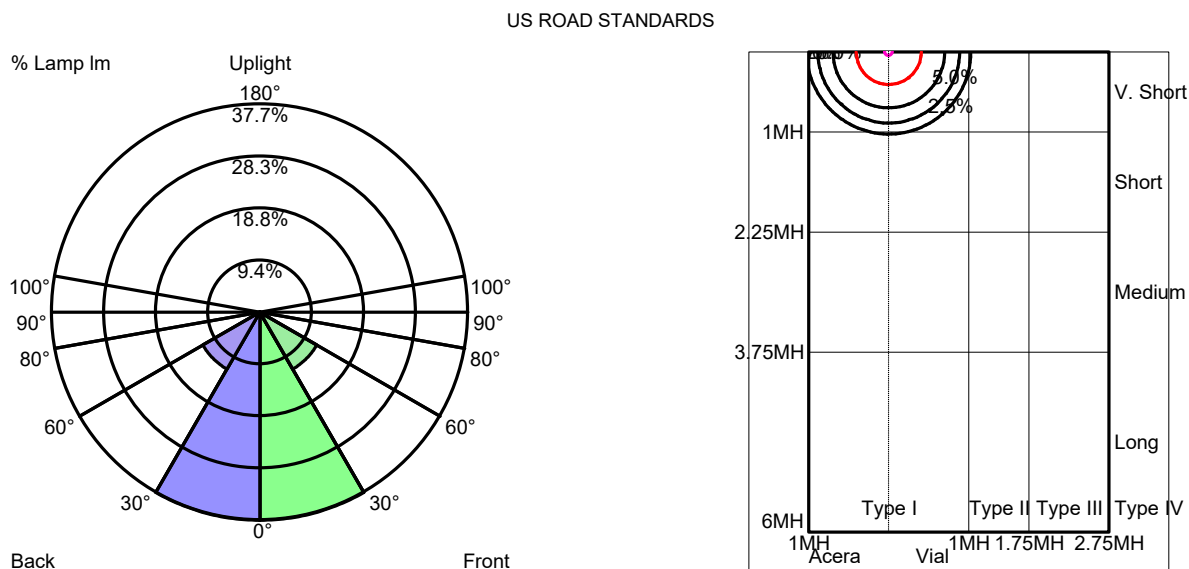
Luminaria														
Código	05-E083-Z5-CLV2_45°													
Nombre	HUBBLE													
Ensayo														
Código	05-E083-Z5-CLV2_45°													
Nombre	HUBBLE													
Flujo Luminaria	9522 lm		Potencia Luminaria		96.8 W		Eficacia		98.370 lm/W		Eficiencia		100.00%	
Flujo Fuente	9522 lm		Valor Máximo		1539.73 cd/klm		Posición		C=0.00 G=0.00		CG Rotosimétrico			
Luminance cd/m2 Tabla 2/3														
	C 130.00	C 140.00	C 150.00	C 160.00	C 170.00	C 180.00	C 190.00	C 200.00	C 210.00	C 220.00	C 230.00	C 240.00	C 250.00	
G 0.0	1542799.04	1542799.04	1542799.04	1542799.04	1542799.04	1542799.04	1542799.04	1542799.04	1542799.04	1542799.04	1542799.04	1542799.04	1542799.04	
G 5.0	1518248.43	1518248.43	1518248.43	1518248.43	1518248.43	1518248.43	1518248.43	1518248.43	1518248.43	1518248.43	1518248.43	1518248.43	1518248.43	
G 10.0	1396530.25	1396530.25	1396530.25	1396530.25	1396530.25	1396530.25	1396530.25	1396530.25	1396530.25	1396530.25	1396530.25	1396530.25	1396530.25	
G 15.0	1167984.68	1167984.68	1167984.68	1167984.68	1167984.68	1167984.68	1167984.68	1167984.68	1167984.68	1167984.68	1167984.68	1167984.68	1167984.68	
G 20.0	925490.78	925490.78	925490.78	925490.78	925490.78	925490.78	925490.78	925490.78	925490.78	925490.78	925490.78	925490.78	925490.78	
G 25.0	720188.53	720188.53	720188.53	720188.53	720188.53	720188.53	720188.53	720188.53	720188.53	720188.53	720188.53	720188.53	720188.53	
G 30.0	582403.37	582403.37	582403.37	582403.37	582403.37	582403.37	582403.37	582403.37	582403.37	582403.37	582403.37	582403.37	582403.37	
G 35.0	369888.87	369888.87	369888.87	369888.87	369888.87	369888.87	369888.87	369888.87	369888.87	369888.87	369888.87	369888.87	369888.87	
G 40.0	149591.76	149591.76	149591.76	149591.76	149591.76	149591.76	149591.76	149591.76	149591.76	149591.76	149591.76	149591.76	149591.76	
G 45.0	58403.37	58403.37	58403.37	58403.37	58403.37	58403.37	58403.37	58403.37	58403.37	58403.37	58403.37	58403.37	58403.37	
G 50.0	39699.88	39699.88	39699.88	39699.88	39699.88	39699.88	39699.88	39699.88	39699.88	39699.88	39699.88	39699.88	39699.88	
G 55.0	26976.79	26976.79	26976.79	26976.79	26976.79	26976.79	26976.79	26976.79	26976.79	26976.79	26976.79	26976.79	26976.79	
G 60.0	18563.85	18563.85	18563.85	18563.85	18563.85	18563.85	18563.85	18563.85	18563.85	18563.85	18563.85	18563.85	18563.85	
G 65.0	13640.65	13640.65	13640.65	13640.65	13640.65	13640.65	13640.65	13640.65	13640.65	13640.65	13640.65	13640.65	13640.65	
G 70.0	10668.67	10668.67	10668.67	10668.67	10668.67	10668.67	10668.67	10668.67	10668.67	10668.67	10668.67	10668.67	10668.67	
G 75.0	7203.75	7203.75	7203.75	7203.75	7203.75	7203.75	7203.75	7203.75	7203.75	7203.75	7203.75	7203.75	7203.75	
G 80.0	4040.96	4040.96	4040.96	4040.96	4040.96	4040.96	4040.96	4040.96	4040.96	4040.96	4040.96	4040.96	4040.96	
G 85.0	506.08	506.08	506.08	506.08	506.08	506.08	506.08	506.08	506.08	506.08	506.08	506.08	506.08	
G 90.0	0.00	0.00	0.00	0.00	0.00	0.00	0.00	0.00	0.00	0.00	0.00	0.00	0.00	

Luminaria	
Código	05-E083-Z5-CLV2_45°
Nombre	HUBBLE
Ensayo	
Código	05-E083-Z5-CLV2_45°
Nombre	HUBBLE

Flujo Luminaria	9522 lm	Potencia Luminaria	96.8 W	Eficacia	98.370 lm/W	Eficiencia	100.00%
Flujo Fuente	9522 lm	Valor Máximo	1539.73 cd/klm	Posición	C=0.00 G=0.00	CG	Rotosimétrico

Luminance cd/m2										
Tabla 3/3										
	C 260.00	C 270.00	C 280.00	C 290.00	C 300.00	C 310.00	C 320.00	C 330.00	C 340.00	C 350.00
G 0.0	1542799.04	1542799.04	1542799.04	1542799.04	1542799.04	1542799.04	1542799.04	1542799.04	1542799.04	1542799.04
G 5.0	1518248.43	1518248.43	1518248.43	1518248.43	1518248.43	1518248.43	1518248.43	1518248.43	1518248.43	1518248.43
G 10.0	1396530.25	1396530.25	1396530.25	1396530.25	1396530.25	1396530.25	1396530.25	1396530.25	1396530.25	1396530.25
G 15.0	1167984.68	1167984.68	1167984.68	1167984.68	1167984.68	1167984.68	1167984.68	1167984.68	1167984.68	1167984.68
G 20.0	925490.78	925490.78	925490.78	925490.78	925490.78	925490.78	925490.78	925490.78	925490.78	925490.78
G 25.0	720188.53	720188.53	720188.53	720188.53	720188.53	720188.53	720188.53	720188.53	720188.53	720188.53
G 30.0	582403.37	582403.37	582403.37	582403.37	582403.37	582403.37	582403.37	582403.37	582403.37	582403.37
G 35.0	369888.87	369888.87	369888.87	369888.87	369888.87	369888.87	369888.87	369888.87	369888.87	369888.87
G 40.0	149591.76	149591.76	149591.76	149591.76	149591.76	149591.76	149591.76	149591.76	149591.76	149591.76
G 45.0	58403.37	58403.37	58403.37	58403.37	58403.37	58403.37	58403.37	58403.37	58403.37	58403.37
G 50.0	39699.88	39699.88	39699.88	39699.88	39699.88	39699.88	39699.88	39699.88	39699.88	39699.88
G 55.0	26976.79	26976.79	26976.79	26976.79	26976.79	26976.79	26976.79	26976.79	26976.79	26976.79
G 60.0	18563.85	18563.85	18563.85	18563.85	18563.85	18563.85	18563.85	18563.85	18563.85	18563.85
G 65.0	13640.65	13640.65	13640.65	13640.65	13640.65	13640.65	13640.65	13640.65	13640.65	13640.65
G 70.0	10668.67	10668.67	10668.67	10668.67	10668.67	10668.67	10668.67	10668.67	10668.67	10668.67
G 75.0	7203.75	7203.75	7203.75	7203.75	7203.75	7203.75	7203.75	7203.75	7203.75	7203.75
G 80.0	4040.96	4040.96	4040.96	4040.96	4040.96	4040.96	4040.96	4040.96	4040.96	4040.96
G 85.0	506.08	506.08	506.08	506.08	506.08	506.08	506.08	506.08	506.08	506.08
G 90.0	0.00	0.00	0.00	0.00	0.00	0.00	0.00	0.00	0.00	0.00

Luminaria							
Código	05-E083-Z5-CLV2_45°						
Nombre	HUBBLE						
Ensayo							
Código	05-E083-Z5-CLV2_45°						
Nombre	HUBBLE						
Flujo Luminaria	9522 lm	Potencia Luminaria	96.8 W	Eficacia	98.370 lm/W	Eficiencia	100.00%
Flujo Fuente	9522 lm	Valor Máximo	1539.73 cd/klm	Posición	C=0.00 G=0.00	CG	Rotosimétrico



Luminaire Classification System (LCS)				
LCS Zone		Lumens	%Lamp	%Lum
FL	0° -- 30°	3588.5 lm	37.7 %	37.7 %
FM	30° -- 60°	1134.0 lm	11.9 %	11.9 %
FH	60° -- 80°	37.9 lm	0.4 %	0.4 %
FVH	80° -- 90°	0.8 lm	0.0 %	0.0 %
BL	0° -- 30°	3588.5 lm	37.7 %	37.7 %
BM	30° -- 60°	1134.0 lm	11.9 %	11.9 %
BH	60° -- 80°	37.9 lm	0.4 %	0.4 %
BVH	80° -- 90°	0.8 lm	0.0 %	0.0 %
UL	90° -- 100°	0.0 lm	0.0 %	0.0 %
UH	100° -- 180°	0.0 lm	0.0 %	0.0 %
TOTALS		9522.3 lm	100.0 %	100.0 %
BUG B4 U0 G0 Type V Very Short Quadrilateral Symmetry				