

Luminaria

Código 05-9989-Z5-CLV3_10°
Nombre HUBBLE

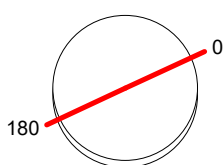
Ensayo

Código 05-9989-Z5-CLV3_10°
Nombre HUBBLE

Flujo Luminaria	1284 lm	Potencia Luminaria	11.5 W	Eficacia	111.652 lm/W	Eficiencia	100.00%
Flujo Fuente	1284 lm	Valor Máximo	13138.43 cd/klm	Posición	C=0.00 G=0.00	CG	Rotosimétrico
Luminaria Redonda		Diam.	109 mm	Altura	145 mm		
Área Luminosa Redonda		Diam.	78 mm	Altura	0 mm		
Área Luminosa Horizontal		0.004778 m2		Área Emisión sobre Pl. 180°		0.000000 m2	
Área Emisión sobre Pl. 0°		0.000000 m2		Área Emisión sobre Pl. 270°		0.000000 m2	
Área Emisión sobre Pl. 90°		0.000000 m2		Área de deslumbramiento a 76°		0.001156 m2	
Sist. de Coordn.		CG		Tipo de Simetría		Rotosimétrico	
Fecha		26-02-2018		Máximo Ángulo Gamma		90	
Distancia de Ensayo		0.00		Flujo de Ensayo		1167 lm	
Operador		qualitat		Tensión Nominal			
Temperatura				Corriente Nominal			
Humedad				Fotocélula			
Notas							

Fuentes de luz de la Luminaria						
Familia	Código LED	Nombre LED	Flujo [lm]	Pot. [W]	Cant.	
			1284.00	11.50	1	
C.I.E.	98 100 100 100 100	D DIN 5040	A60			
F UTE	--	B NBN	BZ 1			

Diam=109mm



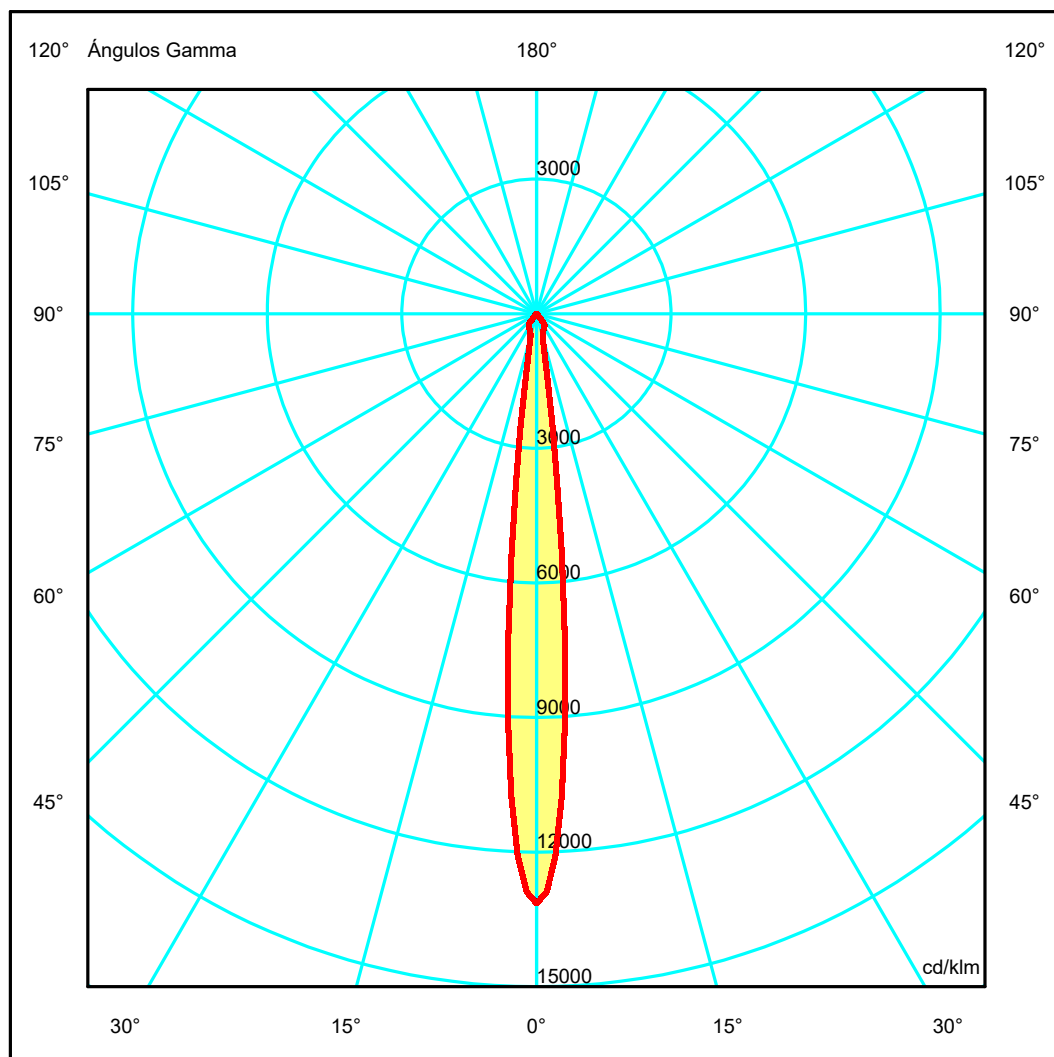
Semiplanos C

180.0 — 0.0

ULOR 0.00 %

DLOR100.00 %

RN 0.00 %



Luminaria

Código 05-9989-Z5-CLV3_10°

Nombre HUBBLE

Ensayo

Código 05-9989-Z5-CLV3_10°

Nombre HUBBLE

Flujo Luminaria	1284 lm	Potencia Luminaria	11.5 W	Eficacia	111.652 lm/W	Eficiencia	100.00%
Flujo Fuente	1284 lm	Valor Máximo	13138.43 cd/klm	Posición	C=0.00 G=0.00	CG	Rotosimétrico

Tabla de Intensidad Luminosa cd/klm

Tabla 1/1

	C 0.00		C 0.00
G 0.0	13138.43	G 46.0	7.42
G 1.0	12883.14	G 47.0	7.44
G 2.0	12088.78	G 48.0	7.61
G 3.0	10767.65	G 49.0	8.19
G 4.0	9114.01	G 50.0	8.90
G 5.0	7177.17	G 51.0	9.89
G 6.0	5358.13	G 52.0	11.13
G 7.0	3771.19	G 53.0	12.39
G 8.0	2601.54	G 54.0	13.49
G 9.0	1791.09	G 55.0	14.04
G 10.0	1277.42	G 56.0	14.36
G 11.0	973.07	G 57.0	14.06
G 12.0	776.67	G 58.0	12.68
G 13.0	655.77	G 59.0	10.09
G 14.0	578.07	G 60.0	7.23
G 15.0	529.05	G 61.0	4.36
G 16.0	494.38	G 62.0	2.44
G 17.0	469.52	G 63.0	1.39
G 18.0	449.30	G 64.0	0.93
G 19.0	433.70	G 65.0	0.69
G 20.0	421.11	G 66.0	0.59
G 21.0	409.74	G 67.0	0.52
G 22.0	399.97	G 68.0	0.46
G 23.0	390.41	G 69.0	0.42
G 24.0	382.13	G 70.0	0.39
G 25.0	374.14	G 71.0	0.36
G 26.0	367.19	G 72.0	0.34
G 27.0	360.73	G 73.0	0.33
G 28.0	354.75	G 74.0	0.32
G 29.0	348.33	G 75.0	0.31
G 30.0	341.95	G 76.0	0.29
G 31.0	336.13	G 77.0	0.27
G 32.0	330.06	G 78.0	0.24
G 33.0	324.84	G 79.0	0.22
G 34.0	318.39	G 80.0	0.20
G 35.0	303.80	G 81.0	0.17
G 36.0	275.52	G 82.0	0.15
G 37.0	234.40	G 83.0	0.12
G 38.0	182.87	G 84.0	0.09
G 39.0	129.77	G 85.0	0.07
G 40.0	84.06	G 86.0	0.05
G 41.0	50.26	G 87.0	0.04
G 42.0	26.82	G 88.0	0.03
G 43.0	14.63	G 89.0	0.03
G 44.0	9.60	G 90.0	0.02
G 45.0	8.11		

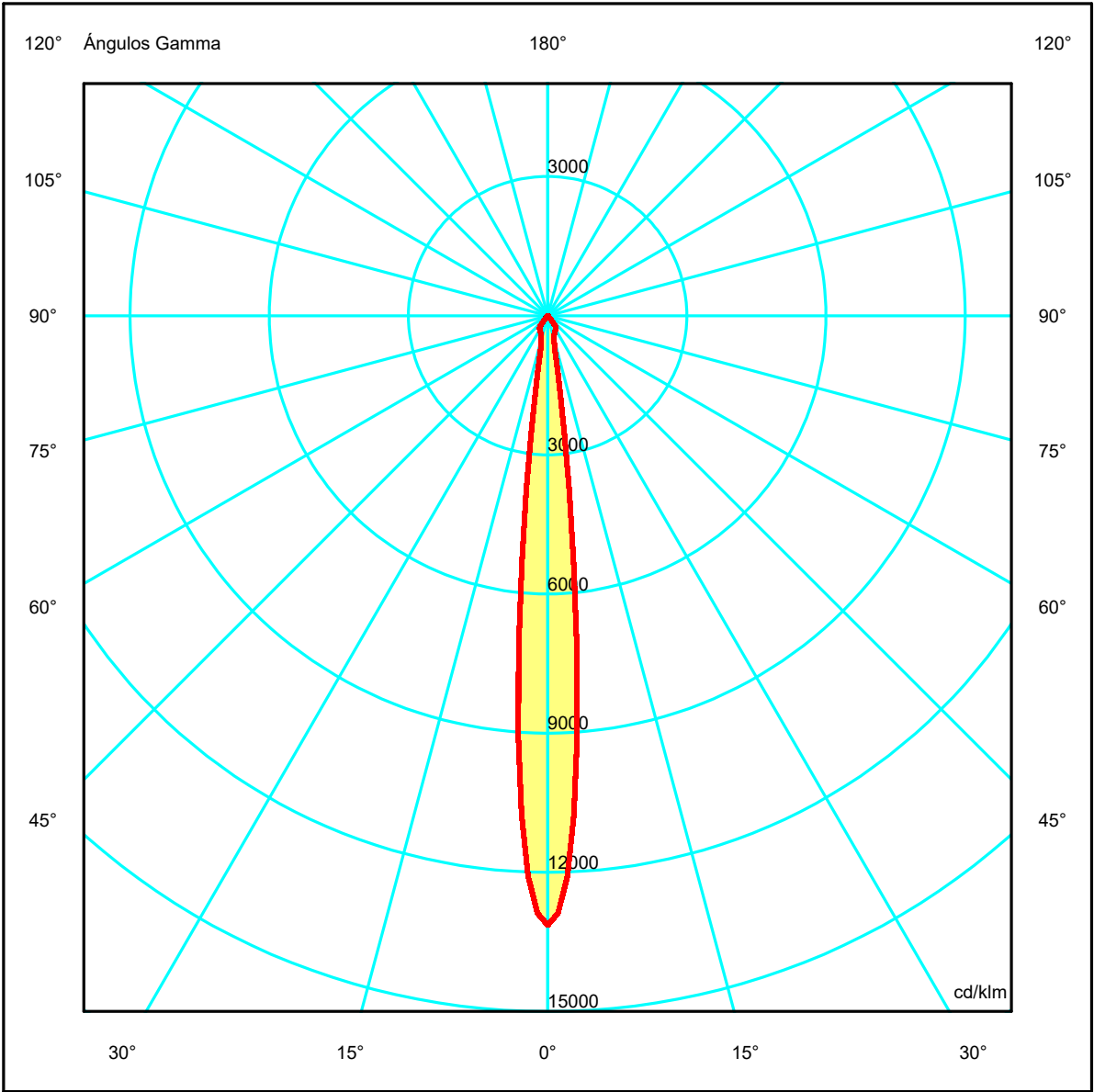
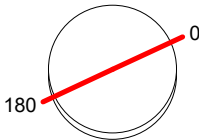
Luminaria
Código 05-9989-Z5-CLV3_10°
Nombre HUBBLE
Ensayo
Código 05-9989-Z5-CLV3_10°
Nombre HUBBLE

Flujo Luminaria	1284 lm	Potencia Luminaria	11.5 W	Eficacia	111.652 lm/W	Eficiencia	100.00%
Flujo Fuente	1284 lm	Valor Máximo	13138.43 cd/klm	Posición	C=0.00 G=0.00	CG	Rotosimétrico

Diam=109mm

Semiplanos C

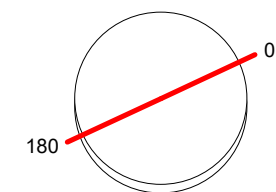
180.0 0.0



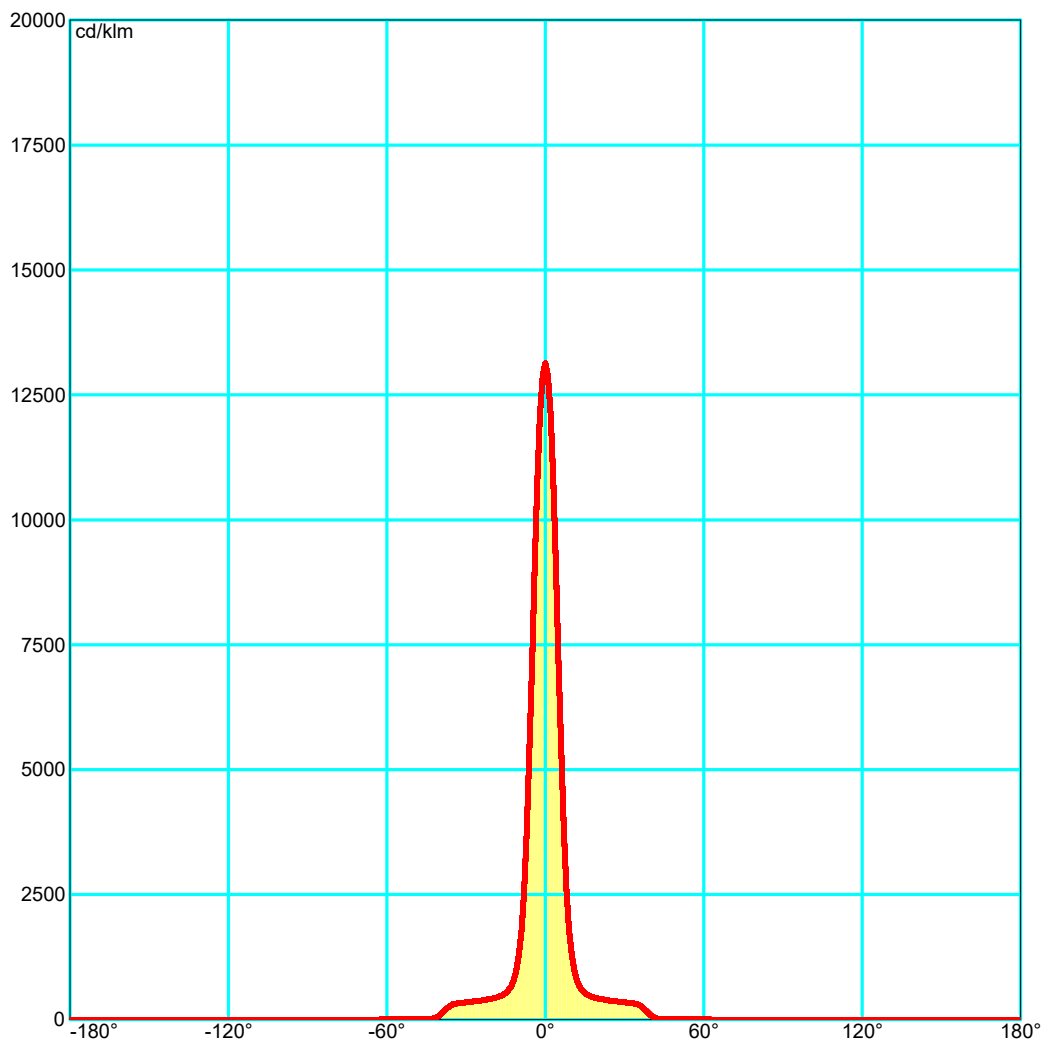
Luminaria							
Código	05-9989-Z5-CLV3_10°						
Nombre	HUBBLE						
Ensayo							
Código	05-9989-Z5-CLV3_10°						
Nombre	HUBBLE						
Flujo Luminaria	1284 lm	Potencia Luminaria	11.5 W	Eficacia	111.652 lm/W	Eficiencia	100.00%
Flujo Fuente	1284 lm	Valor Máximo	13138.43 cd/klm	Posición	C=0.00 G=0.00	CG	Rotosimétrico

Diam=109mm

Semiplanos C



180.0 0.0



Luminaria

Código 05-9989-Z5-CLV3_10°
Nombre HUBBLE

Ensayo

Código 05-9989-Z5-CLV3_10°
Nombre HUBBLE

Flujo Luminaria	1284 lm	Potencia Luminaria	11.5 W	Eficacia	111.652 lm/W	Eficiencia	100.00%
Flujo Fuente	1284 lm	Valor Máximo	13138.43 cd/klm	Posición	C=0.00 G=0.00	CG	Rotosimétrico

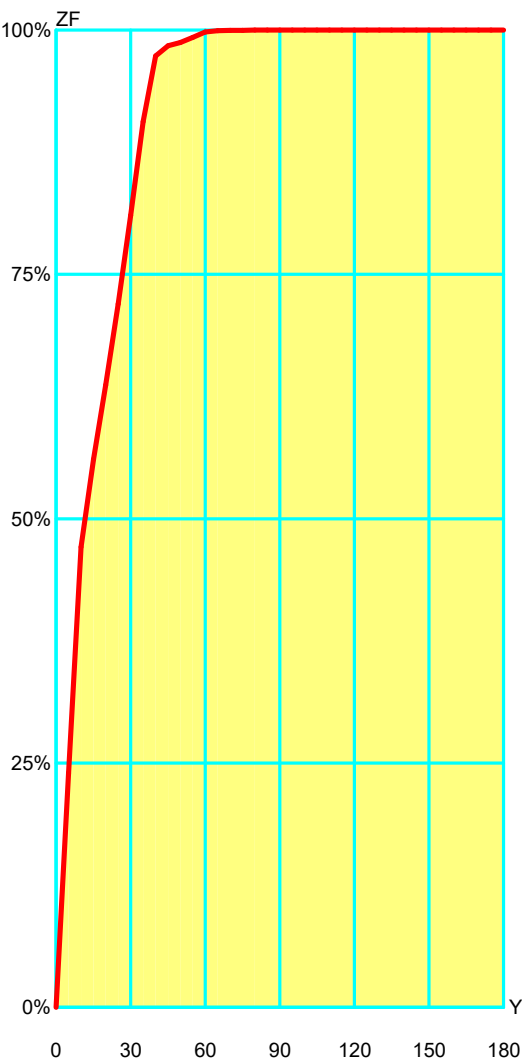
UGR
S = 0.250

Reflectancias										
Techo/Cavidad	0.7	0.7	0.5	0.5	0.3	0.7	0.7	0.5	0.5	0.3
Paredes	0.5	0.3	0.5	0.3	0.3	0.5	0.3	0.5	0.3	0.3
PDT	0.2	0.2	0.2	0.2	0.2	0.2	0.2	0.2	0.2	0.2
Dimensiones del Local						Vista Longitudinal				
x=2H y=2H	17.7	18.3	17.9	18.5	18.7	17.7	18.3	17.9	18.5	18.7
x=2H y=3H	17.5	18.1	17.8	18.4	18.6	17.5	18.1	17.8	18.4	18.6
x=2H y=4H	17.5	18.0	17.8	18.3	18.5	17.5	18.0	17.8	18.3	18.5
x=2H y=6H	17.4	17.9	17.7	18.2	18.5	17.4	17.9	17.7	18.2	18.5
x=2H y=8H	17.4	17.9	17.7	18.1	18.4	17.4	17.9	17.7	18.1	18.4
x=2H y=12H	17.3	17.8	17.7	18.1	18.4	17.3	17.8	17.7	18.1	18.4
x=4H y=2H	17.5	18.1	17.8	18.3	18.6	17.5	18.1	17.8	18.3	18.6
x=4H y=3H	17.4	17.8	17.7	18.1	18.4	17.4	17.8	17.7	18.1	18.4
x=4H y=4H	17.3	17.7	17.6	18.0	18.3	17.3	17.7	17.6	18.0	18.3
x=4H y=6H	17.2	17.5	17.6	17.9	18.3	17.2	17.5	17.6	17.9	18.3
x=4H y=8H	17.2	17.5	17.6	17.8	18.2	17.2	17.5	17.6	17.8	18.2
x=4H y=12H	17.1	17.4	17.6	17.8	18.2	17.1	17.4	17.6	17.8	18.2
x=8H y=4H	17.2	17.5	17.6	17.8	18.2	17.2	17.5	17.6	17.8	18.2
x=8H y=6H	17.1	17.3	17.5	17.7	18.1	17.1	17.3	17.5	17.7	18.1
x=8H y=8H	17.0	17.2	17.5	17.7	18.1	17.0	17.2	17.5	17.7	18.1
x=8H y=12H	17.0	17.1	17.5	17.6	18.1	17.0	17.1	17.5	17.6	18.1
x=12H y=4H	17.1	17.4	17.6	17.8	18.2	17.1	17.4	17.6	17.8	18.2
x=12H y=6H	17.0	17.2	17.5	17.7	18.1	17.0	17.2	17.5	17.7	18.1
x=12H y=8H	17.0	17.1	17.5	17.6	18.1	17.0	17.1	17.5	17.6	18.1

Luminaria	
Código	05-9989-Z5-CLV3_10º
Nombre	HUBBLE
Ensayo	
Código	05-9989-Z5-CLV3_10º
Nombre	HUBBLE

Flujo Luminaria	1284 lm	Potencia Luminaria	11.5 W	Eficacia	111.652 lm/W	Eficiencia	100.00%
Flujo Fuente	1284 lm	Valor Máximo	13138.43 cd/klm	Posición	C=0.00 G=0.00	CG Rotosimétrico	

Flujo Total=1284.00 Flujo Luminaria=1284.00																		
RI	0.60	0.80	1.00	1.25	1.50	2.00	2.50	3.00	4.00	5.00	10.00	20.00						
DRR	0.73	0.77	0.82	0.85	0.88	0.92	0.95	0.97	0.99	1.00	1.02	1.02						
RC	-	-	-	-	-	-	-	-	-	-	-	-						
Flujo Zonal por 1000 Lúmenes																		
Y°	10	20	30	40	50	60	70	80	90	100	110	120	130	140	150	160	170	180
ZF(Y)	471	637	810	973	987	998	1000	1000	1000	1000	1000	1000	1000	1000	1000	1000	1000	1000
Códigos de Flujo C.I.E.																		
98 100 100 100 100																		
C.I.E.	-/-/-/-/-/-/-/-/-/-/-/-											LOR	100.00000 %					
D DIN 5040	A60											ULOR	0.00000 %					
F UTE	--											DLOR	100.00000 %					
B NBN	BZ 1											UFF	0.00000 %					
RN	0.00000 %											DFF	100.00000 %					
BLF	1.0											FFR	0.00000 %					



Flujo Zonal				
Gamma °	Flujo	Suma lm	Flujo [%]	Suma [%]
0°	0.00	0.00	0.00 %	0.00 %
5°	239.59	239.59	23.96 %	23.96 %
10°	231.52	471.11	23.15 %	47.11 %
15°	89.61	560.72	8.96 %	56.07 %
20°	76.16	636.88	7.62 %	63.69 %
25°	82.90	719.78	8.29 %	71.98 %
30°	90.45	810.23	9.05 %	81.02 %
35°	96.04	906.27	9.60 %	90.63 %
40°	67.13	973.40	6.71 %	97.34 %
45°	10.71	984.12	1.07 %	98.41 %
50°	3.17	987.29	0.32 %	98.73 %
55°	5.09	992.38	0.51 %	99.24 %
60°	5.70	998.08	0.57 %	99.81 %
65°	1.26	999.34	0.13 %	99.93 %
70°	0.25	999.59	0.03 %	99.96 %
75°	0.18	999.77	0.02 %	99.98 %
80°	0.14	999.91	0.01 %	99.99 %
85°	0.07	999.98	0.01 %	100.00 %
90°	0.02	1000.00	0.00 %	100.00 %
95°	0.00	1000.00	0.00 %	100.00 %
100°	0.00	1000.00	0.00 %	100.00 %
105°	0.00	1000.00	0.00 %	100.00 %
110°	0.00	1000.00	0.00 %	100.00 %
115°	0.00	1000.00	0.00 %	100.00 %
120°	0.00	1000.00	0.00 %	100.00 %
125°	0.00	1000.00	0.00 %	100.00 %
130°	0.00	1000.00	0.00 %	100.00 %
135°	0.00	1000.00	0.00 %	100.00 %
140°	0.00	1000.00	0.00 %	100.00 %
145°	0.00	1000.00	0.00 %	100.00 %
150°	0.00	1000.00	0.00 %	100.00 %
155°	0.00	1000.00	0.00 %	100.00 %
160°	0.00	1000.00	0.00 %	100.00 %
165°	0.00	1000.00	0.00 %	100.00 %
170°	0.00	1000.00	0.00 %	100.00 %
175°	0.00	1000.00	0.00 %	100.00 %
180°	0.00	1000.00	0.00 %	100.00 %

Luminaria

Código 05-9989-Z5-CLV3_10°
Nombre HUBBLE

Ensayo

Código 05-9989-Z5-CLV3_10°
Nombre HUBBLE

Flujo Luminaria	1284 lm	Potencia Luminaria	11.5 W	Eficacia	111.652 lm/W	Eficiencia	100.00%
Flujo Fuente	1284 lm	Valor Máximo	13138.43 cd/klm	Posición	C=0.00 G=0.00	CG Rotosimétrico	

Utilización CIE

Montaje	Directo				Normalización				Normalizados				Raz. de Susp.				1/3	CIE Estándar									
Techo																											
K	8873	8773	8871	8771	7773	7771	7753	7553	7751	7551	7731	7331	7711	7111	5551	5531	5331	5511	5111	3331	3311	1111	0000				
0.60	161	145	91	82	138	78	94	80	50	43	31	24	18	12	40	25	22	14	12	21	12	11	0				
0.80	194	178	99	91	170	87	123	108	60	53	40	32	25	19	49	33	30	21	18	29	18	16	0				
1.00	217	202	100	94	192	90	147	131	65	58	47	38	32	25	55	40	36	28	24	35	24	22	0				
1.25	241	227	102	96	216	92	173	157	71	65	54	46	40	32	61	47	43	35	31	41	31	28	0				
1.50	258	245	102	98	234	94	193	178	75	69	59	51	46	38	65	52	49	41	37	47	37	34	0				
2.00	282	271	100	96	258	93	224	210	79	74	67	60	56	49	70	60	57	51	47	55	47	43	0				
2.50	297	288	97	95	275	92	246	233	81	77	72	66	64	57	74	66	63	59	55	61	55	51	0				
3.00	309	300	95	93	287	91	263	251	83	80	76	70	70	63	76	70	68	65	61	65	61	57	0				
4.00	326	319	96	94	305	92	286	276	87	84	82	77	78	72	81	77	75	73	69	72	69	65	0				
5.00	337	331	96	95	317	92	302	293	89	87	86	82	83	78	84	81	79	79	75	77	75	71	0				
10.00	361	358	97	96	343	95	337	332	95	94	95	93	95	92	91	91	90	91	89	88	88	85	0				
20.00	375	373	98	98	358	97	357	354	98	98	100	99	102	100	95	97	96	99	97	94	96	93	0				

Pared

K	8873	8773	8871	8771	7773	7771	7753	7553	7751	7551	7731	7331	7711	7111	5551	5531	5331	5511	5111	3331	3311	1111	0000
0.60	279	270	190	185	265	183	209	203	148	145	124	121	107	105	143	121	120	105	104	120	104	104	81
0.80	311	302	202	198	295	194	240	232	162	159	139	135	122	119	156	136	134	120	118	133	118	117	91
1.00	326	316	199	195	306	191	255	246	163	160	142	138	126	123	156	138	136	124	122	135	122	120	90
1.25	341	332	198	194	320	190	273	263	166	163	147	143	133	128	158	142	140	129	127	138	126	124	91
1.50	352	343	195	192	329	188	286	275	167	163	150	145	136	132	158	144	142	132	129	139	128	126	90
2.00	352	343	175	173	327	168	291	281	153	150	140	135	129	124	144	133	131	123	121	127	119	115	76
2.50	344	336	154	152	318	147	288	278	135	133	126	121	117	112	126	118	116	111	108	111	105	100	59
3.00	332	325	131	129	305	125	280	270	116	114	109	105	102	97	107	101	99	95	92	93	89	83	40
4.00	323	317	109	108	295	103	275	267	98	96	93	89	88	83	88	84	82	80	77	76	73	66	20
5.00	312	307	90	89	283	84	267	260	80	78	77	74	74	69	70	67	66	65	62	59	57	49	2
10.00	241	238	1	1	211	0	204	199	0	0	0	0	0	0	0	0	0	0	0	0	0	0	0
20.00	109	108	0	0	78	0	77	74	0	0	0	0	0	0	0	0	0	0	0	0	0	0	0

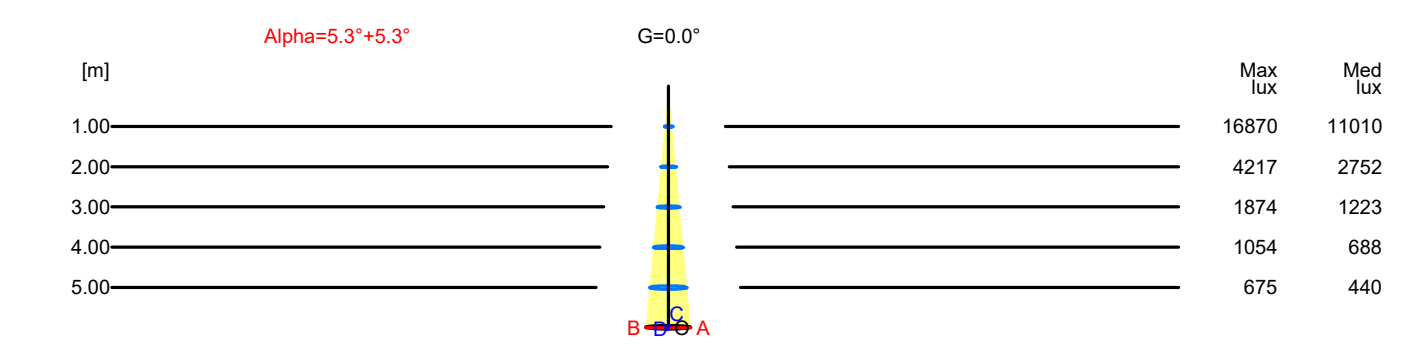
P.Trab.

K	8873	8773	8871	8771	7773	7771	7753	7553	7751	7551	7731	7331	7711	7111	5551	5531	5331	5511	5111	3331	3311	1111	0000
0.60	907	898	846	842	892	838	824	817	793	790	762	759	740	738	787	759	758	739	738	757	738	737	729
0.80	970	959	893	888	950	884	882	873	841	837	810	806	787	784	833	806	804	785	783	802	783	782	773
1.00	1000	1000	934	929	1000	924	937	927	886	882	858	853	837	832	877	852	850	833	831	848	830	828	820
1.25	1000	1000	965	960	1000	954	983	971	921	916	895	890	875	869	910	888	885	870	867	882	866	862	855
1.50	1000	1000	986	982	1000	975	1000	1000	946	941	923	916	904	897	933	914	911	897	894	906	892	887	880
2.00	1000	1000	1000	1000	1000	1000	1000	1000	987	983	969	963	954	947	973	958	955	945	941	949	937	931	924
2.50	1000	1000	1000	1000	1000	1000	1000	1000	1000	1000	999	993	987	980	998	987	984	977	973	976	967	959	953
3.00	1000	1000	1000	1000	1000	1000	1000	1000	1000	1000	1000	1000	1000	1000	1000	1000	1000	1000	996	995	989	980	973
4.00	1000	1000	1000	1000	1000	1000	1000	1000	1000	1000	1000	1000	1000	1000	1000	1000	1000	1000	1000	1000	1000	996	990
5.00	1000	1000	1000	1000	1000	1000	1000	1000	1000	1000	1000	1000	1000	1000	1000	1000	1000	1000	1000	1000	1000	1000	999
10.00	1000	1000	1000	1000	1000	1000	1000	1000	1000	1000	1000	1000	1000	1000	1000	1000	1000	1000	1000	1000	1000	1000	1000
20.00	1000	1000	1000	1000	1000	1000	1000	1000	1000	1000	1000	1000	1000	1000	1000	1000	1000	1000	1000	1000	1000	1000	1000

LM53 SHR C0-C180: 0.184 SHR C90-C270: 0.184 SHR Superficial: 0.183

Luminaria Código 05-9989-Z5-CLV3_10° Nombre HUBBLE							
Ensayo Código 05-9989-Z5-CLV3_10° Nombre HUBBLE							
Flujo Luminaria	1284 lm	Potencia Luminaria	11.5 W	Eficacia	111.652 lm/W	Eficiencia	100.00%
Flujo Fuente	1284 lm	Valor Máximo	13138.43 cd/klm	Posición	C=0.00 G=0.00	CG Rotosimétrico	

Apertura a 50.00 % de Max Intensidad											
H[m]	1.00	2.00	3.00	4.00	5.00	H[m]	1.00	2.00	3.00	4.00	5.00
OA	0.09	0.19	0.28	0.37	0.47	OC	0.09	0.19	0.28	0.37	0.47
OB	0.09	0.19	0.28	0.37	0.47	OD	0.09	0.19	0.28	0.37	0.47
Intensidades Luminosas [cd/klm]											
	0	5	15	25	35	45	55	65	75	85	
OA	16869.75	9215.48	679.29	480.39	390.08	10.41	18.03	0.89	0.40	0.08	
OB	16869.75	9215.48	679.29	480.39	390.08	10.41	18.03	0.89	0.40	0.08	
OC	16869.75	9215.48	679.29	480.39	390.08	10.41	18.03	0.89	0.40	0.08	
OD	16869.75	9215.48	679.29	480.39	390.08	10.41	18.03	0.89	0.40	0.08	



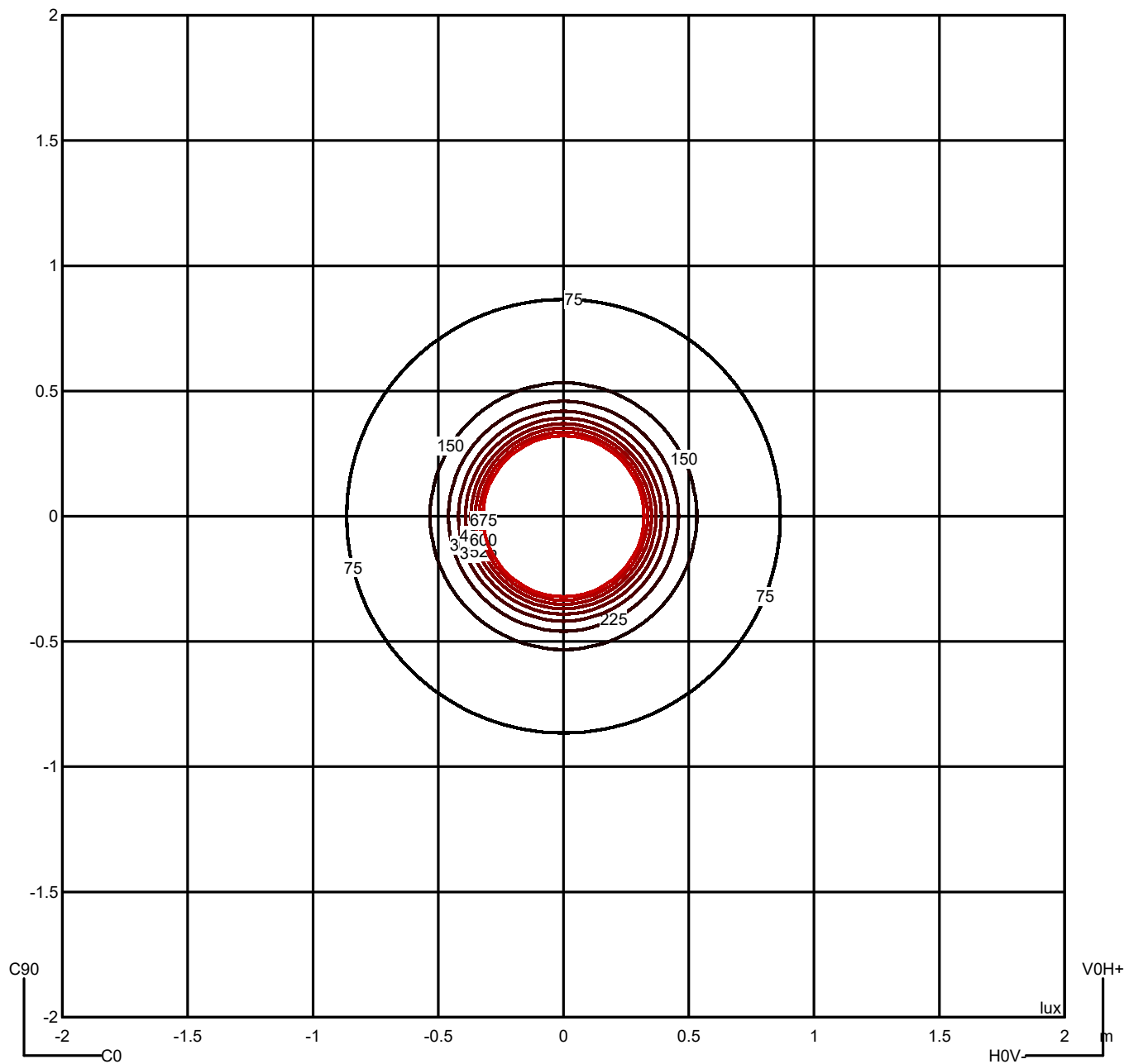
H[m]	D[m]	Max lux	Med lux	Alpha=5.3°+5.3°	G=0.0	
1.00	0.19	16870	11010			
2.00	0.37	4217	2752			
3.00	0.56	1874	1223			
4.00	0.75	1054	688			
5.00	0.93	675	440			

Luminaria
Código 05-9989-Z5-CLV3_10°
Nombre HUBBLE
Ensayo
Código 05-9989-Z5-CLV3_10°
Nombre HUBBLE

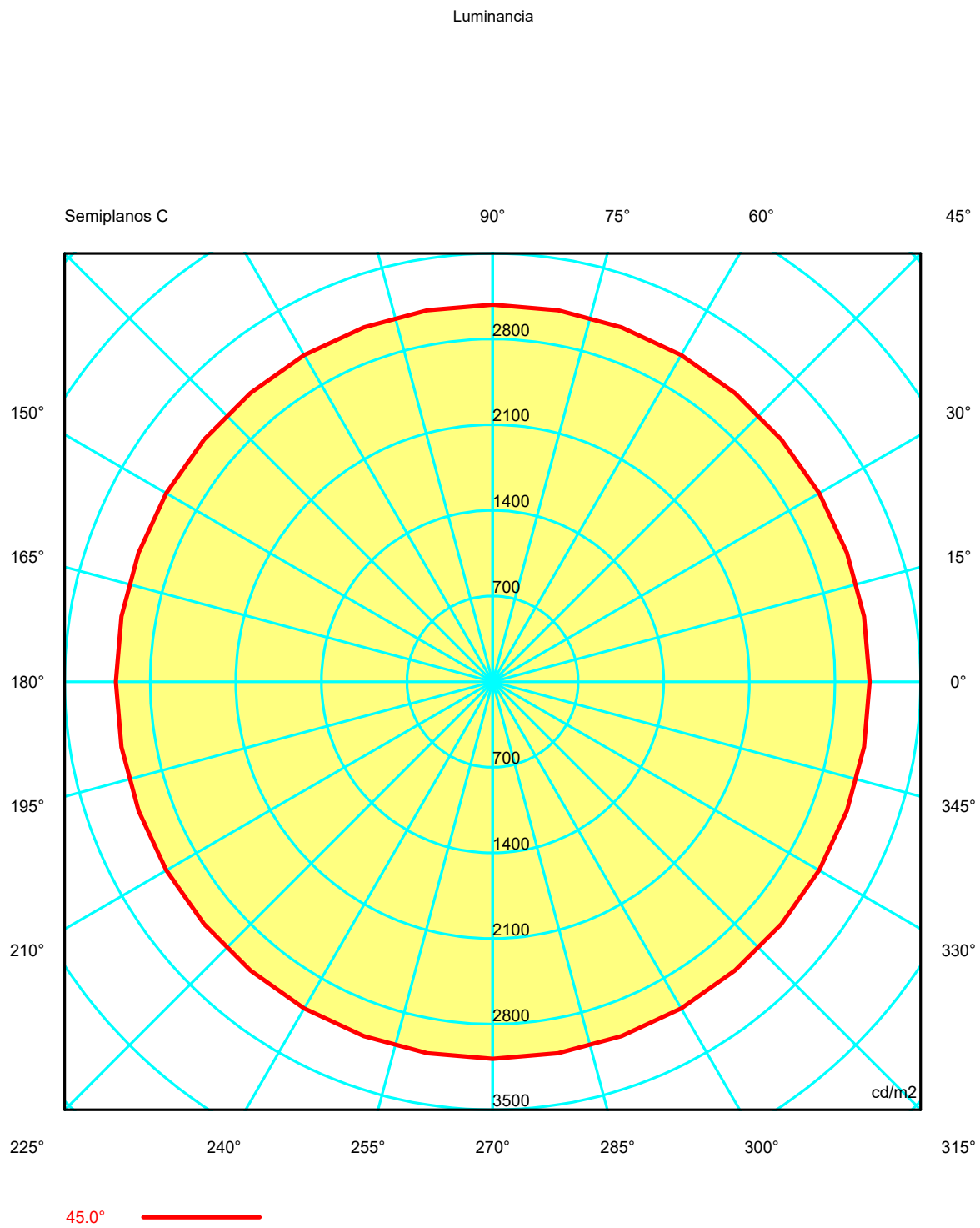
Flujo Luminaria	1284 lm	Potencia Luminaria	11.5 W	Eficacia	111.652 lm/W	Eficiencia	100.00%
Flujo Fuente	1284 lm	Valor Máximo	13138.43 cd/klm	Posición	C=0.00 G=0.00	CG	Rotosimétrico

Isolux (Suelo)

Posición Luminaria X=0.00m Y=0.00m Z=2.50m



Luminaria							
Código	05-9989-Z5-CLV3_10°						
Nombre	HUBBLE						
Ensayo							
Código	05-9989-Z5-CLV3_10°						
Nombre	HUBBLE						
Flujo Luminaria	1284 lm	Potencia Luminaria	11.5 W	Eficacia	111.652 lm/W	Eficiencia	100.00%
Flujo Fuente	1284 lm	Valor Máximo	13138.43 cd/klm	Posición	C=0.00 G=0.00	CG	Rotosimétrico



Luminaria													
Código	05-9989-Z5-CLV3_10°												
Nombre	HUBBLE												
Ensayo													
Código	05-9989-Z5-CLV3_10°												
Nombre	HUBBLE												
Flujo Luminaria	1284 lm			Potencia Luminaria			11.5 W		Eficacia	111.652 lm/W		Eficiencia	100.00%
Flujo Fuente	1284 lm			Valor Máximo			13138.43 cd/klm		Posición	C=0.00 G=0.00		CG	Rotosimétrico
Luminance cd/m2 Tabla 1/3													
	C 0.00	C 10.00	C 20.00	C 30.00	C 40.00	C 50.00	C 60.00	C 70.00	C 80.00	C 90.00	C 100.00	C 110.00	C 120.00
G 0.0	3530445.33	3530445.33	3530445.33	3530445.33	3530445.33	3530445.33	3530445.33	3530445.33	3530445.33	3530445.33	3530445.33	3530445.33	3530445.33
G 5.0	1935953.44	1935953.44	1935953.44	1935953.44	1935953.44	1935953.44	1935953.44	1935953.44	1935953.44	1935953.44	1935953.44	1935953.44	1935953.44
G 10.0	348551.44	348551.44	348551.44	348551.44	348551.44	348551.44	348551.44	348551.44	348551.44	348551.44	348551.44	348551.44	348551.44
G 15.0	147175.38	147175.38	147175.38	147175.38	147175.38	147175.38	147175.38	147175.38	147175.38	147175.38	147175.38	147175.38	147175.38
G 20.0	120419.84	120419.84	120419.84	120419.84	120419.84	120419.84	120419.84	120419.84	120419.84	120419.84	120419.84	120419.84	120419.84
G 25.0	110928.28	110928.28	110928.28	110928.28	110928.28	110928.28	110928.28	110928.28	110928.28	110928.28	110928.28	110928.28	110928.28
G 30.0	106100.89	106100.89	106100.89	106100.89	106100.89	106100.89	106100.89	106100.89	106100.89	106100.89	106100.89	106100.89	106100.89
G 35.0	99658.39	99658.39	99658.39	99658.39	99658.39	99658.39	99658.39	99658.39	99658.39	99658.39	99658.39	99658.39	99658.39
G 40.0	29487.44	29487.44	29487.44	29487.44	29487.44	29487.44	29487.44	29487.44	29487.44	29487.44	29487.44	29487.44	29487.44
G 45.0	3082.31	3082.31	3082.31	3082.31	3082.31	3082.31	3082.31	3082.31	3082.31	3082.31	3082.31	3082.31	3082.31
G 50.0	3718.85	3718.85	3718.85	3718.85	3718.85	3718.85	3718.85	3718.85	3718.85	3718.85	3718.85	3718.85	3718.85
G 55.0	6577.08	6577.08	6577.08	6577.08	6577.08	6577.08	6577.08	6577.08	6577.08	6577.08	6577.08	6577.08	6577.08
G 60.0	3887.99	3887.99	3887.99	3887.99	3887.99	3887.99	3887.99	3887.99	3887.99	3887.99	3887.99	3887.99	3887.99
G 65.0	438.49	438.49	438.49	438.49	438.49	438.49	438.49	438.49	438.49	438.49	438.49	438.49	438.49
G 70.0	302.75	302.75	302.75	302.75	302.75	302.75	302.75	302.75	302.75	302.75	302.75	302.75	302.75
G 75.0	320.33	320.33	320.33	320.33	320.33	320.33	320.33	320.33	320.33	320.33	320.33	320.33	320.33
G 80.0	305.11	305.11	305.11	305.11	305.11	305.11	305.11	305.11	305.11	305.11	305.11	305.11	305.11
G 85.0	202.04	202.04	202.04	202.04	202.04	202.04	202.04	202.04	202.04	202.04	202.04	202.04	202.04
G 90.0	0.00	0.00	0.00	0.00	0.00	0.00	0.00	0.00	0.00	0.00	0.00	0.00	0.00

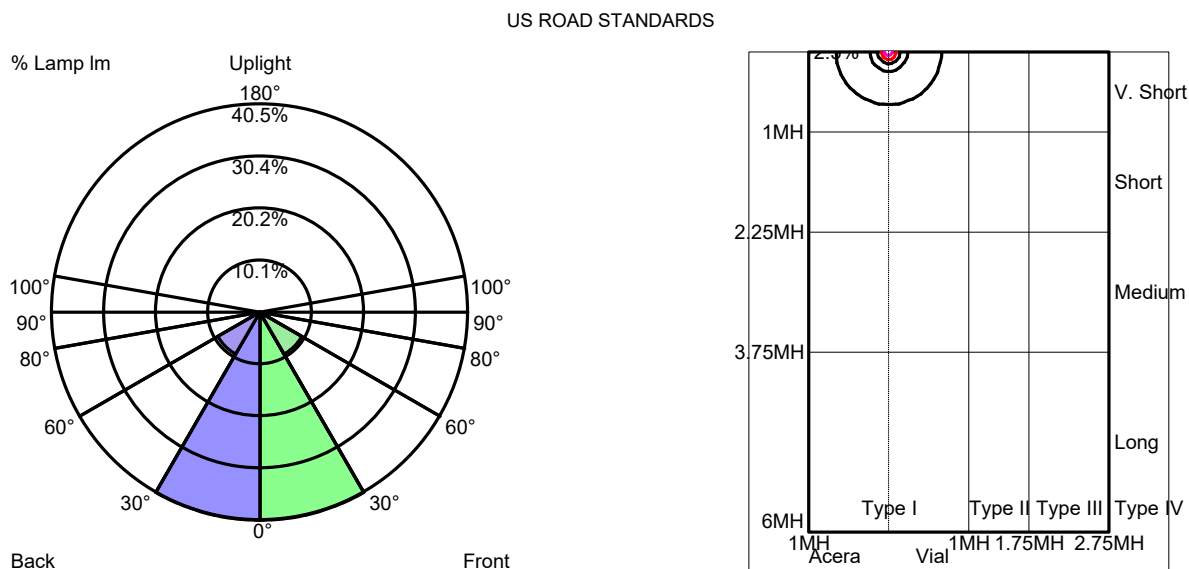
Luminaria															
Código	05-9989-Z5-CLV3_10°														
Nombre	HUBBLE														
Ensayo															
Código	05-9989-Z5-CLV3_10°														
Nombre	HUBBLE														
Flujo Luminaria		1284 lm		Potencia Luminaria		11.5 W		Eficacia		111.652 lm/W		Eficiencia		100.00%	
Flujo Fuente		1284 lm		Valor Máximo		13138.43 cd/klm		Posición		C=0.00 G=0.00		CG Rotosimétrico			
Luminance cd/m2 Tabla 2/3															
	C 130.00	C 140.00	C 150.00	C 160.00	C 170.00	C 180.00	C 190.00	C 200.00	C 210.00	C 220.00	C 230.00	C 240.00	C 250.00		
G 0.0	3530445.33	3530445.33	3530445.33	3530445.33	3530445.33	3530445.33	3530445.33	3530445.33	3530445.33	3530445.33	3530445.33	3530445.33	3530445.33		
G 5.0	1935953.44	1935953.44	1935953.44	1935953.44	1935953.44	1935953.44	1935953.44	1935953.44	1935953.44	1935953.44	1935953.44	1935953.44	1935953.44		
G 10.0	348551.44	348551.44	348551.44	348551.44	348551.44	348551.44	348551.44	348551.44	348551.44	348551.44	348551.44	348551.44	348551.44		
G 15.0	147175.38	147175.38	147175.38	147175.38	147175.38	147175.38	147175.38	147175.38	147175.38	147175.38	147175.38	147175.38	147175.38		
G 20.0	120419.84	120419.84	120419.84	120419.84	120419.84	120419.84	120419.84	120419.84	120419.84	120419.84	120419.84	120419.84	120419.84		
G 25.0	110928.28	110928.28	110928.28	110928.28	110928.28	110928.28	110928.28	110928.28	110928.28	110928.28	110928.28	110928.28	110928.28		
G 30.0	106100.89	106100.89	106100.89	106100.89	106100.89	106100.89	106100.89	106100.89	106100.89	106100.89	106100.89	106100.89	106100.89		
G 35.0	99658.39	99658.39	99658.39	99658.39	99658.39	99658.39	99658.39	99658.39	99658.39	99658.39	99658.39	99658.39	99658.39		
G 40.0	29487.44	29487.44	29487.44	29487.44	29487.44	29487.44	29487.44	29487.44	29487.44	29487.44	29487.44	29487.44	29487.44		
G 45.0	3082.31	3082.31	3082.31	3082.31	3082.31	3082.31	3082.31	3082.31	3082.31	3082.31	3082.31	3082.31	3082.31		
G 50.0	3718.85	3718.85	3718.85	3718.85	3718.85	3718.85	3718.85	3718.85	3718.85	3718.85	3718.85	3718.85	3718.85		
G 55.0	6577.08	6577.08	6577.08	6577.08	6577.08	6577.08	6577.08	6577.08	6577.08	6577.08	6577.08	6577.08	6577.08		
G 60.0	3887.99	3887.99	3887.99	3887.99	3887.99	3887.99	3887.99	3887.99	3887.99	3887.99	3887.99	3887.99	3887.99		
G 65.0	438.49	438.49	438.49	438.49	438.49	438.49	438.49	438.49	438.49	438.49	438.49	438.49	438.49		
G 70.0	302.75	302.75	302.75	302.75	302.75	302.75	302.75	302.75	302.75	302.75	302.75	302.75	302.75		
G 75.0	320.33	320.33	320.33	320.33	320.33	320.33	320.33	320.33	320.33	320.33	320.33	320.33	320.33		
G 80.0	305.11	305.11	305.11	305.11	305.11	305.11	305.11	305.11	305.11	305.11	305.11	305.11	305.11		
G 85.0	202.04	202.04	202.04	202.04	202.04	202.04	202.04	202.04	202.04	202.04	202.04	202.04	202.04		
G 90.0	0.00	0.00	0.00	0.00	0.00	0.00	0.00	0.00	0.00	0.00	0.00	0.00	0.00		

Luminaria	
Código	05-9989-Z5-CLV3_10°
Nombre	HUBBLE
Ensayo	
Código	05-9989-Z5-CLV3_10°
Nombre	HUBBLE

Flujo Luminaria	1284 lm	Potencia Luminaria	11.5 W	Eficacia	111.652 lm/W	Eficiencia	100.00%
Flujo Fuente	1284 lm	Valor Máximo	13138.43 cd/klm	Posición	C=0.00 G=0.00	CG	Rotosimétrico

Luminance cd/m2										
Tabla 3/3										
	C 260.00	C 270.00	C 280.00	C 290.00	C 300.00	C 310.00	C 320.00	C 330.00	C 340.00	C 350.00
G 0.0	3530445.33	3530445.33	3530445.33	3530445.33	3530445.33	3530445.33	3530445.33	3530445.33	3530445.33	3530445.33
G 5.0	1935953.44	1935953.44	1935953.44	1935953.44	1935953.44	1935953.44	1935953.44	1935953.44	1935953.44	1935953.44
G 10.0	348551.44	348551.44	348551.44	348551.44	348551.44	348551.44	348551.44	348551.44	348551.44	348551.44
G 15.0	147175.38	147175.38	147175.38	147175.38	147175.38	147175.38	147175.38	147175.38	147175.38	147175.38
G 20.0	120419.84	120419.84	120419.84	120419.84	120419.84	120419.84	120419.84	120419.84	120419.84	120419.84
G 25.0	110928.28	110928.28	110928.28	110928.28	110928.28	110928.28	110928.28	110928.28	110928.28	110928.28
G 30.0	106100.89	106100.89	106100.89	106100.89	106100.89	106100.89	106100.89	106100.89	106100.89	106100.89
G 35.0	99658.39	99658.39	99658.39	99658.39	99658.39	99658.39	99658.39	99658.39	99658.39	99658.39
G 40.0	29487.44	29487.44	29487.44	29487.44	29487.44	29487.44	29487.44	29487.44	29487.44	29487.44
G 45.0	3082.31	3082.31	3082.31	3082.31	3082.31	3082.31	3082.31	3082.31	3082.31	3082.31
G 50.0	3718.85	3718.85	3718.85	3718.85	3718.85	3718.85	3718.85	3718.85	3718.85	3718.85
G 55.0	6577.08	6577.08	6577.08	6577.08	6577.08	6577.08	6577.08	6577.08	6577.08	6577.08
G 60.0	3887.99	3887.99	3887.99	3887.99	3887.99	3887.99	3887.99	3887.99	3887.99	3887.99
G 65.0	438.49	438.49	438.49	438.49	438.49	438.49	438.49	438.49	438.49	438.49
G 70.0	302.75	302.75	302.75	302.75	302.75	302.75	302.75	302.75	302.75	302.75
G 75.0	320.33	320.33	320.33	320.33	320.33	320.33	320.33	320.33	320.33	320.33
G 80.0	305.11	305.11	305.11	305.11	305.11	305.11	305.11	305.11	305.11	305.11
G 85.0	202.04	202.04	202.04	202.04	202.04	202.04	202.04	202.04	202.04	202.04
G 90.0	0.00	0.00	0.00	0.00	0.00	0.00	0.00	0.00	0.00	0.00

Luminaria Código 05-9989-Z5-CLV3_10° Nombre HUBBLE							
Ensayo Código 05-9989-Z5-CLV3_10° Nombre HUBBLE							
Flujo Luminaria	1284 lm	Potencia Luminaria	11.5 W	Eficacia	111.652 lm/W	Eficiencia	100.00%
Flujo Fuente	1284 lm	Valor Máximo	13138.43 cd/klm	Posición	C=0.00 G=0.00	CG	Rotosimétrico



Luminaire Classification System (LCS)				
LCS Zone		Lumens	%Lamp	%Lum
FL	0° -- 30°	519.7 lm	40.5 %	40.5 %
FM	30° -- 60°	121.1 lm	9.4 %	9.4 %
FH	60° -- 80°	1.2 lm	0.1 %	0.1 %
FVH	80° -- 90°	0.1 lm	0.0 %	0.0 %
BL	0° -- 30°	519.7 lm	40.5 %	40.5 %
BM	30° -- 60°	121.1 lm	9.4 %	9.4 %
BH	60° -- 80°	1.2 lm	0.1 %	0.1 %
BVH	80° -- 90°	0.1 lm	0.0 %	0.0 %
UL	90° -- 100°	0.0 lm	0.0 %	0.0 %
UH	100° -- 180°	0.0 lm	0.0 %	0.0 %
TOTALS		1284.0 lm	100.0 %	100.0 %
BUG B2 U0 G0 Type V Very Short Quadrilateral Symmetry				